

PRESTEA HUNI-VALLEY MUNICIPAL ASSEMBLY (PHMA)



IMPLEMENTATION OF DISTRICT MEDIUM TERM DEVELOPMENT PLAN (DMTDP OF NMTDPF 2018-2021)

2021 ANNUAL PROGRESS REPORT

PREPARED BY:
MPCU

DATE:
JANUARY, 2022

TABLE OF CONTENTS

Chapter	Page
Table of Contents.....	i
List of Tables.....	ii
List of Figures.....	iii
List of Appendices.....	iv
Acronyms.....	v
<u>CHAPTER ONE – GENERAL INTRODUCTION</u>	
<u>1.0 Introduction.....</u>	1
<u>1.1 Summary of Achievements and Challenges with the Implementation of the DMTDP.....</u>	2
1.1.1 Summary of Achievements.....	2
<u>1.2 Purpose of Monitoring and Evaluation for the Year, 2021.....</u>	5
<u>1.3 Processes Involved and Difficulties Encountered</u>	5
1.3.1 Processes	5
1.3.2 Difficulties Encountered	6
<u>CHAPTER TWO - MONITORING AND EVALUATION ACTIVITIES</u>	
<u>2.0 Introduction.....</u>	7
<u>2.1 Programmes/Projects status for the Year.</u>	7
2.1.1 Physical Projects Implemented.....	7
2.1.2 Programmes Implemented.....	9
<u>2.2 Update of revenue sources</u>	37
2.2.1 Comment on revenue sources	38
2.2.1.1 Revenue Performance	38
2.2.2 Effort to Improve IGF.....	39
2.2.3 Challenges with generation of funds.....	40
<u>2.3 Update on Disbursement</u>	40
2.3.1 Challenges with Regards to Disbursement.....	42
<u>2.4 Update on Indicators and Targets.....</u>	42
2.4.1 The National 20 Core Indicators and Targets.....	42
2.4.2 Municipal Specific Indicators and Targets	42
2.4.3 Analysis of 20 Core and District Specific Indicators	48
<u>2.5 Update of Critical Development and Poverty Issues</u>	51
2.5.1 Implication of Interventions towards the Sustainable Development Goals (SDGs) Achievement.....	56
<u>2.6 Evaluation Conducted, Findings and Recommendations....</u>	58
<u>CHAPTER THREE - THE WAY FORWARD</u>	
<u>3.0 Introduction.....</u>	59
<u>3.1 Key Issues Addressed and Those Yet to be addressed</u>	59
3.1.1 Issues Addressed	59
3.1.2 Issues Yet to be Addressed	59
<u>3.2 Recommendation.....</u>	59
<u>3.3 Conclusion.....</u>	60

List of Tables

Tables	Page
Table 1.1: Details of Annual Action Plan Implemented.....	2
Table 1.2: Proportion of Medium-Term Development Plan Implemented.....	3
Table 2.1: Progress Report on the Implementation of Projects ending 31-12-21.....	10
Table 2.2: Progress Report on the Implementation of Programmes ending 31-12-21....	20
Table 2.3: Update of Funding by Sources.....	37
Table 2.4: Update on Disbursement of Funds.....	41
Table 2.5(a): Core Indicators and Targets.....	43
Table 2.5(b): Municipal Specific Indicators and Targets.....	47
Table 2.6: Update on Critical Development and Poverty Issues	51
Table 2.7: LEAP payment Schedules.....	53
Table 2.8: NYEP Modules	53
Table 2.9: Free SHS Beneficiary Enrolment.....	54
Table 2.10: Fall Army Worm situation	55
Table 2.11: Types of Exercise Books/ other Materials Supplied.....	56

List of Figures

Figure		Pages
Fig. 1.1:	Level of 2021 AAP Implementation.....	4
Fig. 1.2:	Comparative analysis on level of Annual Action Plans implementation....	4
Fig. 2.1:	Activities Implemented in 2021 AAP.....	7
Fig. 2.2:	Project funding sources in 2021.....	8
Fig. 2.3:	Update of Funding by Sources.....	38
Fig. 2.4:	Update on Internally Generated Funds	39
Fig. 2.5:	Update on disbursement of funds	42

APPENDICES

Appendix 1: Update on Evaluation Conducted.....	62
Appendix 2: List of Beneficiary Schools under GSFP and their Enrolment.....	63
Appendix 3: List of Participants/Stakeholders	64

ACRONYMS

AAP	Annual Action Plan
AIDS	Acquired Immune Deficiency Syndrome
APR	Annual Progress Report
BAC	Business Advisory Centre
DACF	District Assembly Common Fund
DDF	District Development Facility
DMTDP	District Medium Term Development Plan
DPAT	District Performance Assessment Tool
ENABLE	Empowering Novel Agri-Business Led Employment
GES	Ghana Education Service
GETFUND	Ghana Education Trust Fund
GHS	Ghana Health Service
GoG	Government of Ghana
GSFP	Ghana School Feeding Programme
HIV	Human Immune Deficiency Virus
IGF	Internally Generated Funds
IPEP	Infrastructure for Poverty Eradication Programme
JHS	Junior High School
LEAP	Livelihood Empowerment Against Poverty
MA	Municipal Assembly
MAG	Modernizing Agriculture in Ghana
M & E	Monitoring and Evaluation
MMET	Municipal Monitoring and Evaluation Team
MDF	Mineral Development Fund
MP	Member of Parliament
MPCU	Municipal Planning Coordinating Unit
MTDP	Medium Term Development Plan
NDPC	National Development Planning Commission
NGO	Non-Governmental Organization
NHIA	National Health Insurance Authority
NHIS	National Health Insurance Scheme
NMTDPF	National Medium-Term Development Policy Framework
NRD	No Reliable Data

NYEP	National Youth Employment Programme
PHMA	Prestea Huni-Valley Municipal Assembly
PWD	People with Disability
RCC	Regional Coordinating Council
REP	Rural Enterprises Project/Programme
RFG	Responsive Factor Grant
RPCU	Regional Planning and Coordinating Unit
SHS	Senior High School

CHAPTER ONE – GENERAL INTRODUCTION

1.0 Introduction

The Municipal Planning Coordinating Unit (MPCU) led by the Municipal Monitoring and Evaluation Team (MMET) in the reporting year collaborated with Communities, Government Agencies and other Civil Society Organizations to monitor and evaluate activities implemented in the Municipality as outlined in the 2021 Annual Action Plan of the Medium-Term Development Plan (MTDP 2018-2021). The MMET devised a system of effectively and efficiently tracking the entire processes of executing the development activities and projects captured in the MTDP and other socio-economic interventions in the Municipality. This enabled the MMET to generate timely reports that are reliable and contained vital information required by the National Development Planning Commission (NDPC) and other relevant stakeholders as key inputs in the formulation of appropriate policies.

The Prestea Huni-Valley Municipal Assembly (PHMA) employed a set of performance indicators and targets to assess the progress of implementation of programmes and projects undertaken in 2021 towards the achievement of the development goals and objectives contained in the MTDP 2018-2021 of the Assembly with the ultimate aim of achieving the Sustainable Development Goals (SDGs).

The Annual Progress Report (APR), which is an output of several monitoring visits, review meetings and other consultative processes involved several stakeholders in its preparation. The 2021 APR has been compiled based on the summary of achievements during the first to the fourth quarter of the year 2021, using its Annual Action Plan (AAP) as the base, and reference for comparison and analysis.

In addition to achievements obtained using the AAP as the base, it is worth to note that there were other projects/programmes which have been implemented but were not captured in the Annual Action Plan of the year under review. These unplanned projects/programmes also contributed towards meeting the development aspirations of the people in the Municipality.

Chapter one of the report presents the summary of achievement of the 2021 implementation of the DMTDP 2018 - 2021, the purpose of monitoring and evaluation for the year under review and the processes involved in the preparation of the report. Chapter Two presents status on the Monitoring and Evaluation Activities, while Chapter Three outlines the way forward towards addressing challenges identified as in the implementation of the DMTDP 2018 – 2021 of the Assembly.

1.1 Summary of Achievements and Challenges with the Implementation of the DMTDP

1.1.1 Summary of Achievements

The Prestea Huni-Valley Municipal 2021 APR which captures the final year of implementing programmes and projects contained in the four-year Medium-Term Development Plan (2018-2021) of the Municipality, approved and endorsed by the General Assembly have recorded some achievements at the end of 2021.

To begin with, a total of One Hundred and Fifty (150) planned projects and programmes which were derived from the needs and aspirations of the people in the Municipality were captured in the 2021 Annual Action Plan (AAP). The 150 planned projects/programmes in the 2021 AAP had 108 programmes representing 72.0 percent and 42 projects representing 28.0 percent. Moreover, One Hundred and Thirty-Seven (137) planned projects/programmes in the 2021 AAP representing 91.3 percent were being implemented and at various stages of completion. The details on the status of implementation of the 2021 Annual Action Plan are presented on Table 1.1 and Table 1.2.

In addition to the programmes captured in the 2021 AAP and were been implemented, fourteen (14) programmes and 4 government flagship projects were also been implemented but were not captured in the AAP. In total, about One hundred and Fifty-Five (155) activities had been reported in the 2021 APR.

Table 1.1: Details of Annual Action Plan Implemented

SN	Development Dimension	2018		2019		2020		2021	
		Planned	Executed	Planned	Executed	Planned	Executed	Planned	Executed
1.	Economic	35	23	31	25	27	25	26	25
2.	Social	98	77	78	73	80	70	69	64
3.	Environment, Infrastructure and Human Settlements	37	27	47	44	34	30	31	24
4.	Governance, Corruption and Public Accountability	32	14	30	20	24	14	24	24
Total		202	141	186	162	165	139	150	137

Table 1.2: Proportion of Medium-Term Development Plan Implemented

SN	INDICATORS	BASELINE 2017	2018		2019		2020		2021	
			Target	Actual	Target	Actual	Target	Actual	Target	Actual
1.	Percentage Completed	40.5%	52.0%	59.4%	63.5%	79.0%	90.0%	66.0%	91.0%	66.3%
2.	Percentage of Ongoing Interventions	12.5%	13.0%	10.4%	13.5%	8.0%	3.0%	18.2%	7.5%	13.6%
3.	Percentage of interventions yet to start	42.8%	35.0%	26.7%	23.0%	13.0%	7.0%	15.8%	1.5%	20.1%
4.	Percentage of interventions abandoned	4.2%	0%	3.5%	0.0%	0.0%	0.0	0.0%	0.0%	0.0%
Proportion of the Annual Action Plan implemented by the end of the year		52.9%	100%	69.8%	100%	87.1%	100s%	84.2%	100%	91.3%
Proportion of Overall Medium-Term Plan Implemented		29.5%	48.3%	35.1%	41.3%	36.0%	50.0%	68.8%	100%	76.6%

The progress made in the proportion of overall Medium-Term Plan implemented represents 7.8 percent increase in the implementation of the MTDP in the year under review. However, the percentage of planned projects/programmes in the 2021 AAP implemented represents 4.3 percent decrease compared with the percentage of activities implemented in 2020 AAP.

The major problems encountered include the existing COVID-19 pandemic which continues to impede the departments to carry-out their activities at full capacities. This consequently impacted on the timely submission of their reports. Moreover, untimely releases of funds greatly affected the implementation of the 2021 AAP. Low performance of some contractors also caused undue delay of a number of projects. Details of the proportion of Annual Action Plans implemented and the proportion of the DMTDP implemented have been presented in figure 1.1 and figure 1.2.

Figure1.1: Level of 2021 Annual Action Plan Implementation

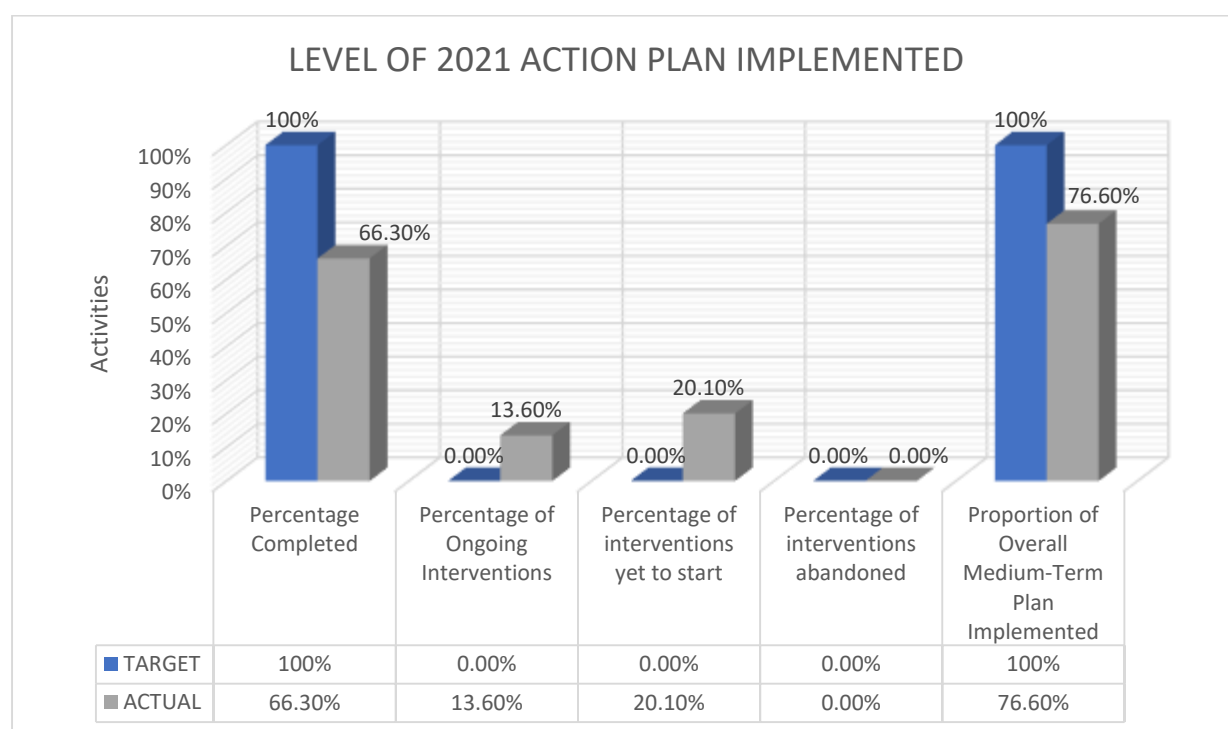
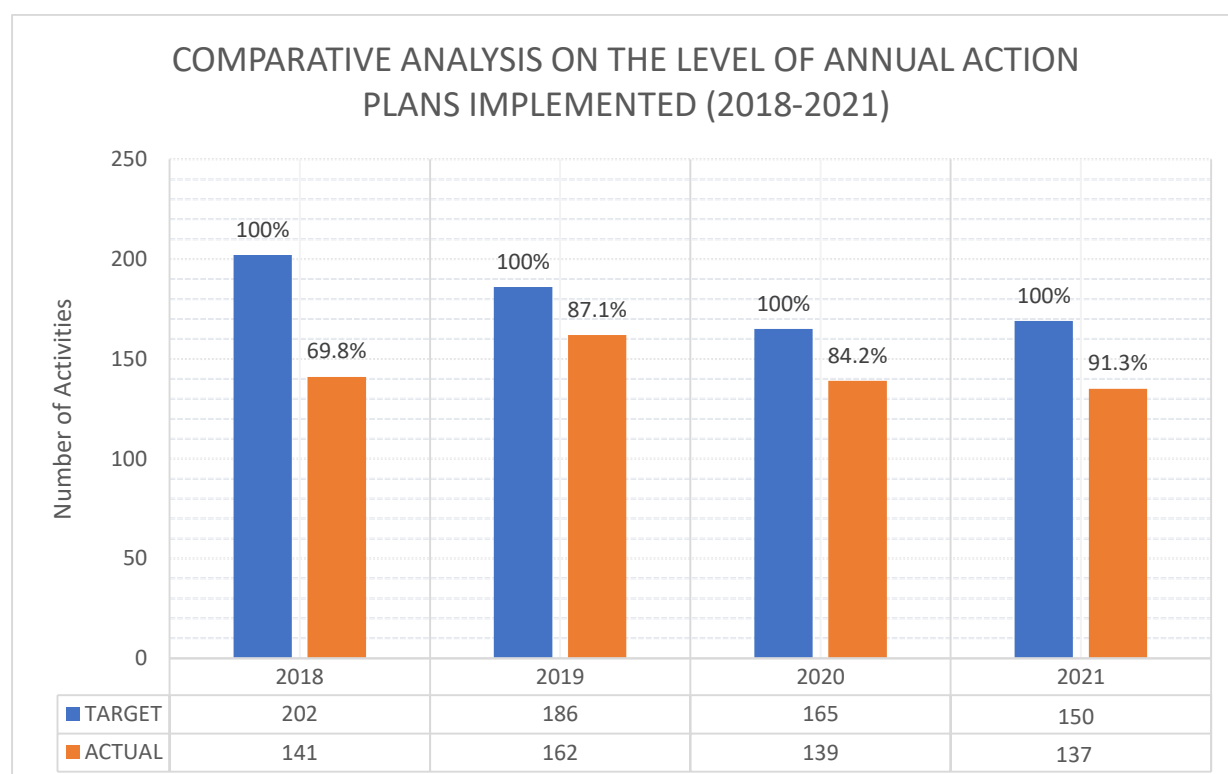


Figure1.2: Comparative analysis on level of Annual Action Plans implementation



1.2 Purpose of Monitoring and Evaluation for the Year, 2021

The cardinal principle of Monitoring and Evaluation is the improvement of services by informed decision making with the participation of all. It involves the systematic and routine gathering of information on all aspects of a project as well as supervising activities in progress to ensure that they are on course and as scheduled. It is required that data on the activities taking place in a project or programme is systematically and purposefully collected and analyzed. The following are the summary of purpose for the M&E activities for the year 2021;

- i. To determine the extent to which the programmes and projects interventions are successful in terms of their impact and sustainability of results.
- ii. To ascertain and manage constraints and challenges which hamper the achievement of development objectives and goals in the Municipality.
- iii. To increase efficiency in the delivery of socio-economic services and outputs as well as assessing the level of achievement of municipal specific indicators.
- iv. To be socially accountable and increase transparency in delivering services to the people of PHMA.
- v. To assess the progress towards the achievement of results and expected accomplishments, as contained in the DMTDP results framework.

1.3 Processes Involved and Difficulties Encountered

1.3.1 Processes

The preparation of the 2021 APR, involved various processes. The Municipal Monitoring Team, as well as other relevant Heads of Departments during the year under review undertook several monitoring visits to programmes and projects sites. Reports on these visits in addition to quarterly field visits embarked upon by the members of the MME&T were collated.

The Annual Progress Reports submitted by Decentralized Departments, Agencies and Services of the Assembly were also collated and analyzed. Additionally, data on what were achieved in terms of planned or unplanned actions for the year, 2021 were also collated. These data were further analyzed to determine the success and failures and any deviations from the planned targets. The reports submitted by the various departments which provided a more robust basis for collating the final report were validated by the Municipal Planning Coordinating Unit to be presented to the appropriate offices. The draft APR was presented to the departments at the validation session before the final draft was completed.

The Assembly could not undertake Participatory Monitoring and Evaluation (PM&E) in the year under review. However, community representatives, Traditional Authorities, CSOs and other stakeholders were engaged in monitoring and evaluation activities conducted as well as engagements at Town Hall meetings where the progress on implementation of projects/programmes were disseminated and their views collated.

1.3.2 Difficulties Encountered

The major problems encountered were;

- The existing COVID-19 pandemic which obstructed some departments to carry-out their activities at full capacities. This consequently impacted on the timely submission of their reports.
- Existence of varied reporting format particularly at the Finance, Health, Agric. and Education Departments of the Assembly poses a lot of difficulties in compiling the annual report. Thus, harmonizing such data becomes very cumbersome.

CHAPTER TWO - MONITORING AND EVALUATION ACTIVITIES

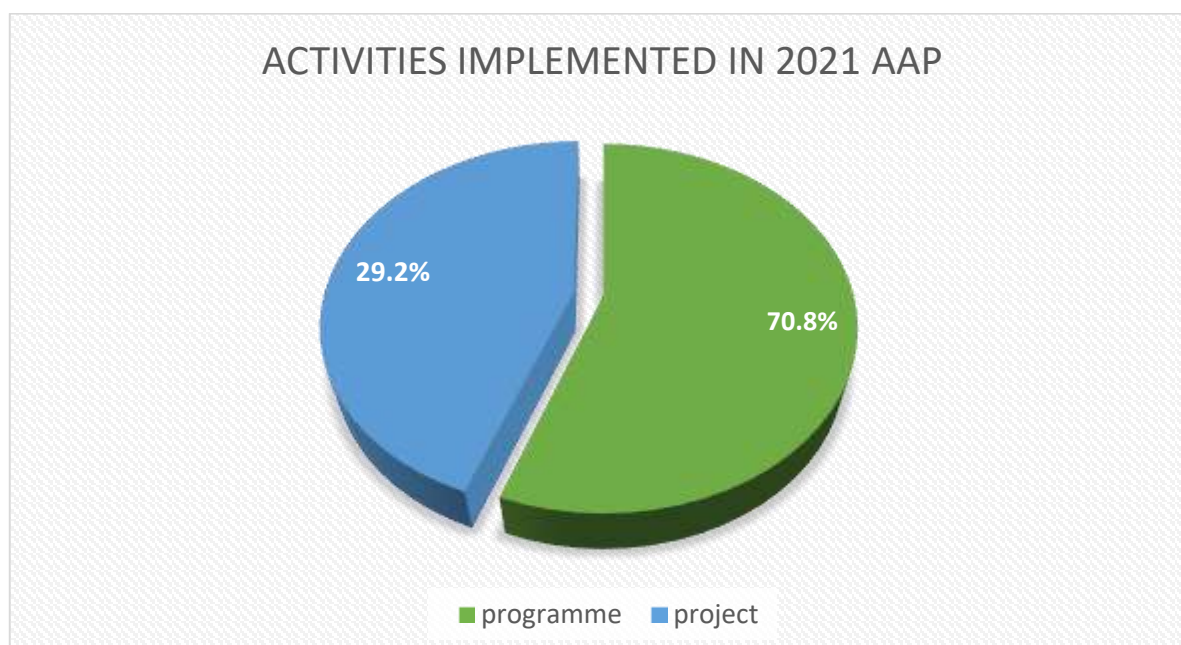
2.0 Introduction

This chapter entails M&E Activities which includes the status of programmes and projects of the year 2021 and updates on disbursements from funding sources. Also, update on indicators and targets as well as others including update on Critical Development and Poverty Issues and M&E were reviewed.

2.1 Programmes/Projects status for the Year.

A total of One Hundred and Thirty-Seven (137) programmes and projects were implemented in the year under review. Out of the 137 projects/programmes, 40 of them representing 29.2 percent were physical projects whereas the remaining 97 representing 70.8 percent were programmes (non-physical projects). In addition to planned projects being executed, there are about four other educational projects which are ongoing but not captured in the Annual Action Plan of the Municipality. The projects/programmes implemented were in line with the development goals and objectives of the DMTDP 2018-2022 of Prestea Huni-Valley Municipal Assembly.

Figure 2.1: Activities Implemented in 2021 AAP



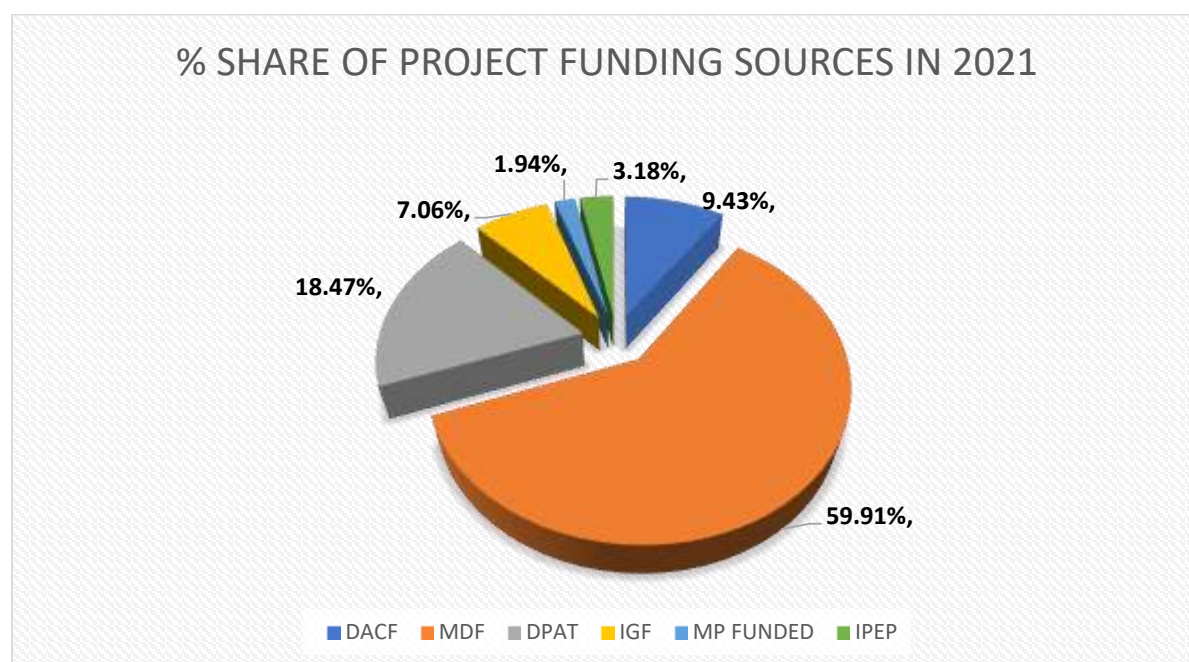
2.1.1 Implementation of the Physical Projects

A total of 40 physical projects cutting across the various development dimensions were executed in the year under review. These projects were geared towards the achievement of the Assembly's development goals and objectives contained in the DMTDP 2018-2021.

Out of the 40 physical projects, 29 physical projects representing 72.5 percent of the projects implemented have been completed of which majority have been handed over to the user agencies while the remaining Eleven (11) representing 27.5 percent are far advanced to be completed within the first two quarter of 2022 all things being equal.

In terms of the projects implemented under the various development dimensions, 10 projects representing 25 percent were implemented under the Environmental, Infrastructure and Human Settlement Development Dimension. Physical projects implemented under the Economic Dimension were 4 representing 10 percent of the total physical projects implemented. Also, 25 physical projects representing 62.5 percent were implemented under the Social Development Dimension whereas 1 project (2.0 percent) was implemented under the Governance, Corruption and Public Accountability dimension as presented in Table 2.1.

Figure 2.2: Project Funding Sources in 2021



Besides, as depicted in the figure 2.2, Mineral Development Fund (MDF) has been and continues to be a major funding source for the implementation of development programmes and projects in the Prestea Huni-Valley Municipal Assembly. The total cost of contract for projects in the year under review was over **Eleven Million, and Forty-Seven Thousand, Seven Hundred and Fourteen Ghana Cedis, Ninety-Six Pesewas (GHs11, 047,714.96)** which was funded from Six (6) major funding sources such as **IGF, MDF, DACF, DDF/DPAT, DONOR, MP'S CF and IPEP.**

Out of the total sum, MDF contributed 59.9 percent to finance 27 out of the 63 physical projects implemented ranging from roads, health and educational facilities. DDF/DPAT and DACF contributed 18.5 percent and 9.4 percent respectively. The contract sum and implementation status among other details of these projects have been presented as a matrix in table 2.1.

2.1.2 Implementation of Programmes

The Prestea Huni-Valley Municipal Assembly in the year under review carried out various interventions under the umbrella of the departments and units of the Assembly. A total of 97 programmes in the 2021 AAP were implemented. In addition, 14 programmes which were not captured in the 2021 AAP were also implemented. In all, a total of 11 programmes were implemented in the reporting period. These activities were geared towards the realization of the development goals and objectives of the Assembly. Details of the programmes are presented in table 2.2.

Table 2.2: PROGRESS REPORTS ON IMPLEMENTATION OF DEVELOPMENT PROJECTS ENDING 31 – 12-2021

PROJECTS UNDER COMMON FUND

No.	NAME OF PROJECT	DEV'T DIMENSION	LOCATION OF PROJECT	CONTRACTOR DETAILS	AWARD DATE	START DATE	COMPLET ION DATE	CONTRACT SUM GH¢	AMT. PAID TO DATE	BALANCE OUTSTANDING	% OF WORK DONE	REMARKS
1.	Construction of 1 No. CHPS Compound, 2-Unit Bedroom Detached Nurses Quarters with Furniture Mechanized Borehole Overhead stand, tank and Furniture	Social Development	Atwereboanda	MSSRS Suncity Estates Ltd. Box AN15553 Accra - North	18-07-19	21-08-19	22-04-20	431,630.68	424,171.98	7,458.70	100.0%	Completed and in use.
2.	Studies, Drilling and Construction of 1NR. BH Fitted with Hand Pump	Social Development	Kwame Niampa	BZG BIZ-GEO, P.M.B. MD 127, MADINA-ACCRA	30/10/2020	02/11/2020	28/12/2020	19,718.00	19,718.00	0	100%	Completed
3.	Reshaping and Spot Improvement and the const. Of 1No. 1500mmx1500mm diameter single cell box culvert at 4+200 on the Insu Siding Railcrossing – Yaw Mensahkrom Road (4.5km)	Environment, Infrastructure and Human Settlement	4+200 on the Insu Siding Railcrossing – Yaw Mensahkrom Road	POWERSOFT ENGINEERING SERVICES. BOX AB231, ABEKA, ACCRA	25/08/2020	1/09/2020	4/12/2020	194,957.90	185,210.00	9,747.90	100%	completed and in use
4.	Supply of 500No. Dual Desks and 500No. Mono Desks	Social Development	Selected Schools	EMMANUEL 2012 ENTERPRISE	19/08/2021	6/09/2021	8/02/2022	199,680.00	29,952.00	169,728.00	90%	Ongoing
5.	Reshaping, Spot Improvement Works and Creation of Access Road- Bogoso/Kokoase by pass road	Social Development	Bogoso/Kokoase	Charis Eden Transport & Construction	8/09/2021	10/09/2021	10/01/2022	196,103.00	196,103.00	0	100%	Completed

PROJECT UNDER MDF

No.	NAME OF PROJECT	DEV'T DIMENSION	LOCATION OF PROJECT	NAME OF CONTRACTOR	AWARD DATE	START DATE	END DATE	CONTRACT SUM [GHC]	AMT. PAID TO DATE	BALANCE OUTSTANDING	% OF WORK DONE	REMARKS
1.	Construction of 1 No. CHPS Compound, 2-Unit Bedroom Detached Nurses Quarters with Mechanized Borehole Overhead stand, tank and Furniture	Social Development	Ehyireso – Beppoh	Big Abbey Company Ltd. P.O. Box, AN 12, Bogoso	06-08-18	31-08-18	02-05-19	398,795.80 (Revised 421,480.80)	400,381.21	21,099.59 (retention)	100%	completed and in use
2.	Construction of ENT Room, Consulting Rooms, Offices as 1 st Floor and Redevelopment of the Ground Floor for Prestea Gov't Hospital	Social Development	Prestea	M/S UNICK DEVELOPMENT LTD. BOX, 232 TARKWA, WR.	18-07-19	22-08-19	22-03-20	341,870.00	184,042.00	157,828.00	84.83%	Plastering and rendering ongoing
3.	Reshaping and Spot Improvement Workson the Aboso-BonsasoJxn Road – 15km	Environment, Infrastructure and Human Settlement	Aboso-BonsasoJxn	M/S POWERSOFT ENGINEERING P.O. BOX 231 ABEKA - ACCRA	18-07-9	19 th July, 2019	16 th October, 2019	197,346.51	126,398.14	70,948.37	100%	Completed
4.	Reshaping and Spot Improvement works on the Aboso Junction- Achiasie Road (4.7km)	Environment, Infrastructure and Human Settlement	Aboso junction- Achiasie Road	Charis Eden Transport & Construction	01/04/20	16/05/2020	15/07/2020	127,355.05	67,157.59	60,197.46	100%	Completed and in use
5.	Reshaping and Spot Improvement works on the Gambia- Bepoase Road (5.3km)	Environment, Infrastructure and Human Settlement	Gambia- Bepoase Road	McCASTRO COMPANY LIMITED.	01/04/20	26/08/2020	21/10/2020	118,352.75	49,469.8	68,882.95	90.0%	Portions of the road have been graded
6.	Grading and Spot Improvement works on the Abotreye- Fantekrom- Takyimantia- Achitokrom Road (10km) – PHMA. – LOT 3A	Environment, Infrastructure and Human Settlement	Abotreye- Fantekrom- Takyimantia- Achitokrom Road	POWERSOFT ENGINEERING SERVICES. BOX AB231, ABEKA, ACCRA	01/04/20	17/04/2020	17/07/2020	188,352.75	46,996.31	71,356.44	89.71%	Grading has been done. Spots yet to be done due to the rains.
7.	Creation of additional offices using prefabricated metal containers for the Prestea Huni -Valley Municipal Assembly	Social Development	Bogoso	ESCOFAN ENGINEERING & CONSTRUCTION LIMITED. BOX2, TAKORADI.	01/04/20	20/04/2020	20/07/2020	99,898.53	0	99,898.53	100%	Completed and in use
8.	Reshaping and Spot Improvement Works on the Obengkrom Inc. Obesekrom – Yawkrom – Nsiakrom road (9KM)	Environment, Infrastructure and Human Settlement	Obengkrom Inc. Obesekrom – Yawkrom – Nsiakrom	POWERSOFT ENGINEERING SERVICES. BOX AB231, ABEKA, ACCRA	01/04/2020	28/04/2020	19/06/2020	163,107.40	68,605.01	94,502.37	86.06%	On-going

PROJECT UNDER MDF cont.

NO.	NAME OF PROJECT	DEV'T DIMENSION	LOCATION OF PROJECT	NAME OF CONTRACTOR	AWARD DATE	START DATE	END DATE	CONTRACT SUM [GHC]	AMT. PAID TO DATE	BALANCE OUTSTANDING	% OF WORK DONE	REMARKS
9.	Construction of 1NR. 2-Cell 900MM Pipe Culvert on Bediabenwu Road	Environment, Infrastructure and Human Settlement	Bediabenwu	CHARIS EDEN TRANSPORT & CONSTRUCTION	25/08/2020	25/08/2020	20/11/2020	84,618.25	81,337.34	4,280.91	100.0%	Completed and in use.
10.	Creation of an access and the construction of 0.6m U-drain slabbed at MA Office and residence road network	Environment, Infrastructure and Human Settlement	Petepom-Bogoso	POWERSOFT ENGINEERING SERVICES. BOX AB231, ABEKA, ACCRA	01/04/2020	280/04/2020	20/06/2020	133,500.00	120,150.00	13,350.00	100.0%	Completed and in use
11.	Renovation works to the Administration block complex and Guest House with others of the Prestea Huni-Valley Municipal Assembly	Governance, Corruption and Public Accountability	Bogoso	McCASTRO COMPANY LIMITED. BOX KN1282, KANESHIE, ACCRA	01/04/20	20/04/2020	20/07/2020	199,437.84	176,538.33	22,899.51	100%	Completed.
12.	Reshaping and Spot Improvement Works to the Wassa Essikuma- Kofikrom road (4.1km)	Environment, Infrastructure and Human Settlement	Wassa Essikuma-Kofikrom	POWERSOFT ENGINEERING SERVICES. BOX AB231, ABEKA, ACCRA	1/04/2020	29/10/20	24/12/2020	143,192.60	78,623.60	64,569.00	84.91%	Ongoing
13.	Construction of 1NR. 2-2mx1.5m Double Cell and 1No. 1m x1m single cell Box Culverts	Environment, Infrastructure and Human Settlement	Ayensukrom No.2	CRUSHED ROCK COY. LTD. BOX MC 588 TAKORADI	25/08/2020	04/09/2020	26/11/2020	198,972.00	198,972.00	0	100%	Completed and in use.
14.	Renovation of 1No. 3-Unit Classroom Block	Social Development	Amoanda	AMPRODOORS ENT.BOX 180, TARKWA	25/08/2020	28/08/2020	19/11/2020	198,132.50	69,066.63	129,065.87	34.86%	Terrazzo works on going
15.	Construction of 1No. 2-Storey ICT Center	Environment, Infrastructure and Human Settlement	Bogoso	ESCOFAN ENGINEERING & CONSTRUCTION LIMITED. BOX2, TAKORADI	27/07/2020	17/08/2020	14/05/2021	549,884.50 (Revised 666,629.50)	457,272.90	209,356.60	90.59%	Paining is ongoing.
16.	Construction of 10NR. Iron and Manganese Removal Plant and Training of Water and Sanitation Management Teams.	Social Development	Obengkrom, Ndadieso, Prestea Boillerakyir and others	BZG BIZ-GEO, P.M.B. MD 127, MADINA-ACCRA	25/08/2020	28/08/2020	26/12/2020	165,000.00	165,000.00	0	100.0%	Completed and in use

PROJECT UNDER MDF cont.

NO.	NAME OF PROJECT	DEV'T DIMENSION	LOCATION OF PROJECT	NAME OF CONTRACTOR	AWARD DATE	START DATE	END DATE	CONTRACT SUM [GHC]	AMT. PAID TO DATE	BALANCE OUTSTANDING	% OF WORK DONE	REMARKS
17.	Construction of 1NR. 1800mm×1800mm Double Cell Box Culvert on the Baakoyemmobo Road (Kokoase Electoral Area) in the Prestea -Huni Valley Municipality	Environment, Infrastructure and Human Settlement	Bogoso	McCASTRO COMPANY LIMITED. BOX KN1282, KANESHIE, ACCRA	25/8/2020	27/08/2020	27/10/2020	169,159.50	160,701.05	8,458.45	100%	Completed and handed over
18.	Construction of 7NR. Culvert on the Fantekrom Cocoa Shed – Tarkwa Bremang Road (3.5km).	Environment, Infrastructure and Human Settlement	Fantekrom Cocoa Shed – Tarkwa Bremang	POWERSOFT ENGINEERING SERVICES. BOX AB231, ABEKA, ACCRA	25/08/2020	7/09/2020	30/11/2020	199,950.83	155,127.96	44,844.44	77.57%	on-going
19.	Construction of 1NR. 2-Cell 900MM Pipe Culvert on	Environment, Infrastructure and Human Settlement	Adjeikrom	JONH N. PLUS ENT. BOX 33 BOGOSO	25/08/2020	01/09/2020	19/11/2020	82,995.25	82,995.25	0	100%	Completed and in use
20.	Reshaping and Spot Improvement works on the Domeabra-WassaEssikuma Road (7km)	Environment, Infrastructure and Human Settlement	Domeabra-WassaEssikuma Road	POWERSOFT ENGINEERING SERVICES. BOX AB231, ABEKA, ACCRA	01/04/20	29/10/2020	24/12/2020	143,192.60	78,623.60	64,569.00	84.91%	on-going
21.	Construction of 1No. 2mx2m double cell box culvert	Environment, Infrastructure and Human Settlement	Kwame Niampa	McCASTRO COMPANY LIMITED. BOX KN1282, KANESHIE, ACCRA	25/08/2020	15/10/2020	17/12/2020	197,592.00	197,592.00	0	100%	Completed and in Use
22.	Construction of 1 No. CHPS Compound, 2-Unit Bedroom Detached Nurses Quarters with Mechanized Borehole Overhead stand, tank and Furniture	Social Development	Yawkrom	PM GROUP COMPANY LIMITED	19/08/2021	6/09/2021	08/08/2022	448,197.40	67,229.61	380,967.79	15%	Footing stage
23.	Construction of 1No. 3-Unit Classroom Block, Library, Staff common room, Headmasters office and storeroom with furniture for RC lower primary at Bogoso	Social Development	Bogoso	JOHN N. PLUS ENTERPRISE	19/08/2021	6/09/2021	14/09/2022	399,985.00	233,641.87	166,343.13	58.41%	Plastering and rendering ongoing

PROJECT UNDER MDF cont.

NO.	NAME OF PROJECT	DEV'T DIMENSION	LOCATION OF PROJECT	NAME OF CONTRACTOR	AWARD DATE	START DATE	END DATE	CONTRACT SUM [GHC]	AMT. PAID TO DATE	BALANCE OUTSTANDING	% OF WORK DONE	REMARKS
24.	Civil/Earth Works/Levelling, Grading And Drainage Works For The Artisanal Industrial Site At Apatse	Economic Development	Appiatse-Bogoso	CHARIS EDEN TRANSPORT AND CONSTRUCTION	06/09/2021	14/09/2021	14/09/2022	125,107.00	0	125,107.00	100%	Completed
25.	Construction Of 1No. 2-Storey 20-Unit Retail Shops For Huni-Valley New Market	Economic Development	Huni-Valley	N-AKANA LIMITED	19/08/2021	6/10/2021	8/10/2022	825,986.10	270,965.70	555,020.40	32.81%	First floor stage
26.	Construction of 1no. 6-unit classroom block with offices	Social Development	Ayensukrom No.1	GEOKHAN ENGINEERING SERVICES LIMITED	19/08/2021	6/09/2021	14/09/2022	548,949.05	82,342.36	466,606.69	46%	Gable stage
27.	Supply and Installation of Iron/ Manganese Treatment Plant	Social Development	Ankobro	M/S FRANCE-JAY SERVICES P.O. BIX 18 BOGOSO-WR	06/09/2021	30/07/2021	6/08/2021	30,500.00	0	30,500.00	90.0%	Retention .

PROJECTS UNDER DDF/DPAT

NO.	NAME OF PROJECT	DEV'T DIMENSION	LOCATION OF PROJECT	NAME OF CONTRACTOR	AWARD DATE	START DATE	END DATE	CONTRACT SUM [GHC]	AMT. PAID TO DATE	BALANCE OUTSTANDING	% OF WORK DONE	REMARKS
1.	Construction of 1No. 6-Seater WC Toilet and 3 Urinal with Mechanized BH, Overhead Tank	Social Development	Catholic Sch. – Bogoso	M/S ATHONY KUI ENT. LTD. P.O. BOX 81 TARKWA, WR	01-10-18	10-10-2018	09-04-2019	84,959.58	75,711.60	9,247.98	95.0%	Main toilet facility completed and in use.
2.	Rehabilitation of the District Magistrate Court (re-roofing, painting, WC Toilet and Furnishing)	Social Development	Prestea	M/S UNICK DEV'T LTD. P.O. BOX 232 TARKWA	01-10-18	28-01-19	27-07-19	105,673.41 Reviewed	99,931.83	5,741.58	100%	Completed
3.	Construction of 1NR.— 2 Unit K.G Block with Kitchenette, Dinning Area, Staff Common Room, Headmaster's Office 4 Seater WC, 17NR. Hexagonal furniture and Mechanized BH	Social Development	DAMANG	DANMUZ COMPANY LTD. BOX, 10, ADIDOME - VR	18-07-19	22-08-19	23-04-20	328,650.32	328,650.32	0	100%	Completed and handed over

PROJECTS UNDER DDF/DPAT cont.

NO.	NAME OF PROJECT	DEV'T DIMENSION	LOCATION OF PROJECT	NAME OF CONTRACTOR	AWARD DATE	START DATE	END DATE	CONTRACT SUM [GHC]	AMT. PAID TO DATE	BALANCE OUTSTANDING	% OF WORK DONE	REMARKS
1.	Construction of 1NR. —2 Unit K.G Block with Kitchenette, Dinning Area, Staff Common Room, Headmaster's Office 4 Seater WC, 17NR. Hexagonal furniture and Mechanized BH	Social Development	DWABENG	M/S McCASTRO CO. LTD. P.O. BOX. KN 1282 KANESHIE – ACCRA	18-07-19	22-08-19	23-04-20	328,680.26	328,680.26	0	100%	Completed and handed over
2.	Construction of 7NR. Iron and Manganese Removal Plant and Training of Water and Sanitation Management Teams at Atwereboanda, Domeabra, PWD Camp, AbosoNsuaem, Dumasi, Yawkrom and Obesekrom.	Social Development	Atwereboanda, domeabra, PWD Camp, AbosoNsuaem, Dumasi, Yawkrom and Obesekrom.	BZG BIZ-GEO, P.M.B. MD 127, MADINA-ACCRA	01/04/2020	13/05/2020	14/10/2020	98,350.00	98,350.00	0	100%	Completed and in use
3.	Drilling and Construction of 3NR. Mechanized boreholes with overhead stand, storage tank and stand pipes for the Bogoso, Prestea and Damang Markets.	Social Development	Bogoso, Prestea and Damang markets	DUKE'S EMPIRE SERVICES, BOX 321, TARKWA	01/04/2020	06/04/2020	04/07/2020	118,919.25	112,973.29	5,945.96	100%	Completed and in use
4.	Construction of 1NR. —2 Unit K.G Block with Kitchenette, Dinning Area, Staff Common Room, Headmaster's Office 4 Seater WC, 17NR. Hexagonal furniture and Mechanized BH	Social Development	Bompieso	BIBAT GENERALE COMPANY LIMITED, BOX 283, CAPE COAST.	08/05/2020	11/05/2020	10/01/2021	334,948.00	284,112.00	50,836.00	84.82%	Roofed, with rendering works on-going
5.	Construction of 1NR. 2000mm x 2000mm x 1900mm Double Cell Box Culverts	Environment, Infrastructure and Human Settlement	Abotreye-Fantekrom-Takyimantia	POWERSOFT ENGINEERING SERVICES. BOX AB231, ABEKA, ACCRA	25/08/2020	01/09/2020	26/11/2020	199,972.40	155,127.96	44,844.44	77.57%	Box culvert in place. Yet to fill approaches
6.	Drilling and Construction of 1NR. Mechanized boreholes with overhead stand, storage tank and stand pipes	Social Development	Enyiman school	DUKE'S EMPIRE SERVICES, BOX 321, TARKWA	06/04/2020	10/06/2020	4/07/2020	43,339.75	0	43,339.75	100%	Completed and in use
7.	Procurement of borehole parts and installation of 1NR. BH	Social Development	Bogoso, Kuranti no.1	MINAYAG ENTERPRISE P.O.BOX 86, BOGOSO	1/04/2021	3/05/2021	21/05/2021	28,906.95	0	28,906.95	100%	Completed
8.	Construction Of 1No. 2-Unit K.G Block, Storeroom ,Kitchenette, 4-Seater Toilet With Mechanized Borehole, Staff Common Room, Washroom, Headmaster's Office With Furniture.	Social Development	Obengkrom	UNICK DEVELOPMENT LIMITED	19/08/2021	6/09/2021	14/09/2022	368,594.50	55,289.18	313,305.33	10%	Footing stage

SANITATION CHALLENGE

NO.	NAME OF PROJECT	DEV'T DIMENSION	LOCATION OF PROJECT	CONTRACTORS DETAILS	AWARD DATE	START DATE	END DATE	CONTRACT SUM [GHC]	AMT. PAID TO DATE	BALANCE OUTSTANDING	% OF WORK DONE	REMARKS
1.	Construction of 1NR. 8-seater W/C. Toilet Facility with mechanized borehole and an external 1NR. 3-unit urinal for Methodist Primary School at Bogoso	Social Development	Bogoso	BIBAT GENERALE COMPANY LIMITED, BOX 283, CAPE COAST.	01/04/20	14/04/2020	14/09/2020	94,985.50	87,361.18	7,624.32	100.0%	Completed

INTERNALLY GENERATED FUND PROJECT(S)

NO.	NAME OF PROJECT	DEV'T DIMENSION	LOCATION OF PROJECT	CONTRACTORS DETAILS	AWARD DATE	START DATE	END DATE	CONTRACT SUM [GHC]	AMT. PAID TO DATE	BALANCE OUTSTANDING	% OF WORK DONE	REMARKS
1.	Paving of Floor Finish and renovation Works for Bogoso market.	Economic Development	Bogoso	Mccastro Company Limited	8/05/2020	8/07/2020	8/07/2021	549,994.50	535,034.00	14,960.50	100%	Completed
2.	Paving of Floor Finish and renovation Works for Bogoso market Phase II	Economic Development	Bogoso	POWERSOFT ENGINEERING SERVICES. BOX AB231, ABEKA, ACCRA	25/03/2021	20/04/2021	20/10/2021	199,999.50	179,999.55	19,999.95	100%	Completed and in use
3.	Construction of 1No. 6-unit classroom block with offices	Social Development	Bayereagya	Community Force account/community support		1/03/2021		-	15,000.00	-	-	Footing stage
4.	Construction of 1No. 6-unit classroom block with offices	Social Development	Gyimakrom	Community Force account/community support		1/03/2021		-	15,000.00	-	-	Footing stage

MEMBER OF PARLIAMENT FUNDED PROJECTS

NO.	NAME OF PROJECT	DEV'T DIMENSION	LOCATION OF PROJECT	CONTRACTORS DETAILS	AWARD DATE	START DATE	END DATE	CONTRACT SUM [GHC]	AMT. PAID TO DATE	BALANCE OUTSTANDING	% OF WORK DONE	REMARKS
1.	Creation of the Records Room and other extension works to the existing female and children's ward of the Aboso Health Centre.	Social Development	Aboso	UNICK DEVELOPMENT LIMITED. BOX232, TARKWA.	01/04/20	16/04/2020	14/06/2020	99,998.50	99,998.50	0	100%	Completed and in use.
2.	Drilling and Construction of 3Nr. Boreholes Fitted with Hand Pumps	Social Development	Huniso, Akotom and K-Gyasi (Off Damang Rd	M/S FRANCE-JAY SERVICES P.O. BIX 18 BOGOSO-WR	1 st April, 2020	3 rd April, 2020	3 rd June, 2020	55,500.00	38,350.00	17,150.000	100%	Completed and in use
3.	Studies, Drilling and Construction of 1Nr. Borehole fitted with hand pump and 1Nr. Mechanized boreholes with concrete hardstand	Social Development	Tarkwa Bremang and Ankobra	France-jay services Limited. P.O. Box 18 Bogoso	2/11/2020	3/11/2020	29/12/2020	59,320.00	29,992.50	29,327.50	100%	completed

GOVERNMENT FLAGSHIP PROJECTS- IPEP

NO.	NAME OF PROJECT	DEV'T DIMENSION	LOCATION OF PROJECT	CONTRACTOR S DETAILS	AWARD DATE	START DATE	END DATE	CONTRACT SUM [GHC]	AMT. PAID TO DATE	BALANCE OUTSTANDING	% OF WORK DONE	REMARKS
1.	Const. of 1No. 2-cell Box culvert and 1No. Footbridge at Esuohyee and Domeabra Respectively	Environment Infrastructure and Human Settlement	Esuohyee and Domeabra	MSSRS Suncity Estates Ltd. Box AN15553 Accra - North	06-11-18	20-11-18	04-01-19	172,416.30	0	172,416.30	100%	Completed and in use.
2.	Const. of 1No. 2-cell Box culvert at Brayereagya	Environment Infrastructure and Human Settlement	Brayereagya	MSSRS Suncity Estates Ltd. Box AN15553 Accra - North	06-11-18	20-11-18	04-01-19	178,540.95	0	178,540.95	100%	Completed and in use.
3.	Construction of 1 No. CHPS Compound, 2-Unit Bedroom Detached Nurses Quarters with Mechanized BH Overhead stand, tank and Furniture	Social Development	Insu-Siding		06-11-18	20-11-18	04-01-19	NRD	NRD	NRD	100%	Completed and handed over.
4.	Provision of 3NR. Solar Powered BH	Environment Infrastructure and Human Settlement	Huni-Valley (Gari Factory), Aboso (Kakoase) and Damang (New Site)	MSSRS Suncity Estates Ltd. Box AN15553 Accra - North	NRD	NRD	NRD	NRD	NRD	NRD	90%	BH drilling, Erection and Mounting of the Overhead Tank completed.
5.	Construction of 3 NR12-Seater WC with Solar Water System	Social Development	Mbease-Nsuta, Aboso Lay-Out and Gari Factory (Huni-Valley)	NRD	NRD	NRD	NRD	NRD	NRD	NRD	NRD	NRD

GOVERNMENT FLAGSHIP PROJECTS- SECONDARY EDUCATION IMPROVEMENT PROJECTS (SEIP)

NO .	NAME OF PROJECT	DEV'T DIMENSION	LOCATION OF PROJECT	CONTRACTORS DETAILS	AWARD DATE	START DATE	END DATE	CONTRACT SUM [GHC]	AMT. PAID TO DATE	BALANCE OUTSTANDING	% OF WORK DONE	REMARKS
1.	Construction of Girls Dormitory for St. Augustine SHS	Social Development	Bogoso	ASIM INVESTMENT VENTURES	NRD	NRD	NRD	NRD	NRD	NRD	NRD	Painting and decoration.
2.	Construction of 6-Unit classroom block for St. Augustine SHS	Social Development	Bogoso	ANCIENT MAR LTD.	NRD	NRD	NRD	NRD	NRD	NRD	NRD	Completed and in use
3.	Construction of Dormitory block for Prestea SHTS	Social Development	Prestea	MACZODIAC LTD.	NRD	NRD	NRD	NRD	NRD	NRD	NRD	Lintel/Level bean
4.	Construction of Dining Hall for Prestea SHTS	Social Development	Prestea	NRD	NRD	NRD	NRD	NRD	NRD	NRD	NRD	Completed and in use.
5.	Construction of 6-Unit classroom block for Prestea SHTS	Social Development	Prestea	MACZODIAC LTD.	NRD	NRD	NRD	NRD	NRD	NRD	NRD	Completed and in use.
6.	Construction of Boys Dormitory for Huni-Valley SHS	Social Development	Huni-Valley	ARCH FUSION VENTURES LTD.	NRD	NRD	NRD	NRD	NRD	NRD	NRD	Completed
7.	Construction of 12-Unit classroom block for Huni-Vass	Social Development	Huni-Valley	M/S UNICK DEVELOPMENT LTD. BOX, 232 TARKWA, WR.	NRD	NRD	NRD	NRD	NRD	NRD	NRD	Completed and in use.

Table 2.2: PROGRESS REPORT OF NON – PHYSICAL PROJECTS ENDING 31 – 12- 2021

PROGRAMME DESCRIPTION	DEVELOPMENT DIMENSION OF POLICY FRAMEWORK	AMOUNT INVOLVED SUM GH¢	SOURCE OF FUNDING	DATE STARTED	EXPECTED DATE OF COMPLETION	EXPENDITURE TO DATE	OUTSTANDING BALANCE	IMPLEMENTATION STATUS (%)	TOTAL BENEFICIARIES	REMARKS
TRADE AND INDUSTRY										
1. Facilitate the acquisition of credit by businesses	Economic Development	180,750.00	NBSSI/ WAGES/ CAMFED REDF	January 2021	December 2021	180,750.00	0	100%	138	8 MSMEs benefited from NBSSI Business Support schemes. 25 MSMEs benefited from NBSSI/WAGES project Grant fund. 105 female MSMEs benefited from CAMFED REDF Funding facilities.
2. Provide Business Development Support Services to MSME	Economic Development	12,590.00	REP/GEA/ WU+SC/MA	January 2021	December 2021	12,590.00	0	98%	277	1. A total of 32 MSMEs comprising 18 females and 14 males received training in Entrepreneurship and Business Management 2. Also, a total of 153 clients comprising 95 males and 58 females were visited and counseled on expanding their businesses. 3. Facilitated formalization of Businesses with Registrar Generals Department and Ghana Revenue Authority for 92 clients comprising 44 males and 48 females.
3. Conduct CBT in Soap Making, Cassava Processing Marketing, managerial and entrepreneurial skills training	Economic Development	0	Clients	January 2021	December 2021	0	0	100%	190	1. A total of 87 unemployed youths comprising 64 females and 23 males received Basic CBT in detergent production. 2. Additionally, a total of 59 unemployed youths comprising 58 females and 1 male received training in beads making. 3. Also, a total of 44 unemployed youths and women comprising 40 females and 4 males received training in Bakery and confection.
4. Support the implement. of One District – One Factory Initiative	Economic Development		GoG	January 2021	December 2021					Construction of the IDIF Youth ENABLE oil palm processing factory is completed. However, electricity connection and procurement of machines are outstanding.
5. Development of eco-tourism site in the 'Asamanko' Forest in Bonsa Forest Reserve	Economic Development		MA	January 2021	December 2021	0	0	10%	-	A team comprising the head of BAC, Works Department and Planning embarked on a monitoring visit to the 'Asamanko' Forest in Bonsa Forest Reserve as part of the attempts made to secure a funding support from the Ghana Economic Transformation Project (GETP).
6. Consultative meetings on MSE development	Economic Development	6,000.00	MA/WUSC	January 2021	December 2021	6,000.00	0	100%	60	Three (3) MSE sub-committee meetings were held. Also, stakeholders' engagement meeting was held with FBOs and MSMEs.

PROGRAMME DESCRIPTION	DEVELOPMENT DIMENSION OF POLICY FRAMEWORK	AMOUNT INVOLVED SUM GH¢	SOURCE OF FUNDING	DATE STARTED	EXPECTED DATE OF COMPLETION	EXPENDITURE TO DATE	OUTSTANDING BALANCE	IMPLEMENTATION STATUS (%)	TOTAL BENEFICIARIES	REMARKS
TRADE AND INDUSTRY Cont'd										
7.Public Educ. on Domestic Tourism	Economic Development		MA	January 2021	December 2021	0	0	100%		Sensitized the populace through Community Information Centers and Local radio stations (Trinity FM 96.7 MHz -Bogoso and Best FM 90.5 MHz - Bogoso) to share information
8. Organize training for the unemployed youth, and women groups	Economic Development		MA	January 2021	December 2021	0	0	100%		1. A total of 87 unemployed youths comprising 64 females and 23 males received Basic CBT in detergent production. 2. Additionally, a total of 59 unemployed youths comprising 58 females and 1 male received training in beads making.
9. Provision of start-up kits for graduate apprentice	Economic Development	5,084.00	REP	January 2021	December 2021	5,084.00	0	100%	46	A total of 46 Graduate apprentices comprising 32 females and 14 males were supported to Register for NVTI proficiency Certificate Examination.
DEPARTMENT OF AGRICULTURE										
10. Organize capacity development training for staff and Farmers on variety of skills	Economic Development	40,158.00	MAG	January 2021	December 2021	39,518.00	0	100%	899	1. A 2-day training of Staff on demo/yard plot establishment. 2.A Technical Report Review Meetings were organized for Agriculture Extension Agents (AEAs), District Agriculture Officers, National Service Persons and Veterinary officers totaling 13. 3.A total of 856 farmers comprising 233 males and 623 females received training in Climate change, Greenhouse gas and its effect and Climate Smart Agriculture. 4.A total of 30 Livestock farmers comprising 13 females and 17 males received training on the signs and symptoms of the diseases, mode of spread, measures to take in suspected cases, prevention of the diseases and the differential diagnosis.
11. Support to Oil Palm, Coconut and Cocoa Seedlings Nursery (Government Flagship Program)	Economic Development	400,000.00	MAG	January 2021	December 2021	0	400,000.00	100%	1,026	1. A total of 544 (M=368, F =176) Farmers registered towards 'Planting for Export and Rural Development (PERD)' Programme. 2. The Municipal in collaboration with Mineral Development Fund successfully distributed 64,260 free oil palm seedlings to 405 farmers (257 Males and 148 females); thus, 74% of Registrants. 3. In addition, 5,000 stumps of Para rubber were received and distributed to seven (7) male farmers from seven different communities through collaboration with Tree Crops Development Authority (TCDA). 4. Also, 24 (Male-18, Female-6) and 46 (Male-39, Female-7) farmers were registered ahead of 2022 Para rubber and coconut seedling distribution by the Tree Crop Development Committee (TCDA) respectively.

PROGRAMME DESCRIPTION	DEVELOPMENT DIMENSION OF POLICY FRAMEWORK	AMOUNT INVOLVED SUM GH¢	SOURCE OF FUNDING	DATE STARTED	EXPECTED DATE OF COMPLETION	EXPENDITURE TO DATE	OUTSTANDING BALANCE	IMPLEMENTATION STATUS (%)	TOTAL BENEFICIARIES	REMARKS
DEPARTMENT OF AGRICULTURE Cont'd										
12. Support for Planting for Food, Jobs and Investment	Economic Development	0	MAG	January 2021	December 2021	0	0	100%	2,573	<p>1. Under 'Planting for Food and Jobs (PFJ)' Programme, the number of farmers registered for subsidized commodities within the year was 2,208 (1,379 males and 1,340 female).</p> <p>2. The Municipal received 20 bags (900Kg) of seed maize and distributed all to 127 farmers (males 79 and 48 females).</p> <p>3. Additionally, 2160 liters of organic liquid fertilizer was received and was patronized by 238 farmers (males 168 and female 70).</p>
13. Undertake monitoring, supervision and review activities	Economic Development	7,977.12	MAG	January 2021	December 2021	3,977.12	4,000.00	100%	63 communities	<p>4. The Director of Agriculture made 50 monitoring and supervisory visits to interact with AEAs and farmers in 63 communities. Also, Biannual monitoring and supervision visit to agricultural zones were made a monitoring team to interact with farmers.</p>
14. Train other actors along the value chain e.g. Processors, input dealers	Economic Development	4,200	GoG/Donor	Jan 2021	Dec 2021	4,200	0	100%	91	<p>1. A total of 51 farmers were trained in skills to process local cereals and legumes into weanimix</p> <p>2. Again, 153 females and 1 male totaling 154 FBO members were trained in FBO development practices and key soap making with red palm oil within the period.</p> <p>3. Organize marketing forum for 30 women to discuss sorting, packaging, standards, pricing & market networks.</p>
15. Establish Farmer Field School and Demon. farms	Economic Development	7,070.00	MAG	January 2021	December 2021	7,070.00	0	100%		<p>1. A total of 29 mini-demonstrations were established by 8 AEAs including the Vet. The 29 demonstrations cover a total five hectares (5Ha) of land for both maize, rice and livestock farm.</p> <p>2. Eighteen (14 maize, 1 cassava, 1 plantain, 2 Okro, and 1 Garden Eggs) on-farm mini- demonstrations were established by the AEAs to showcase improved agronomic practices and high yielding crop varieties.</p> <p>3. Additionally, two (2) rice (row planting and introduction of AGRA and Jasmine), and eight (8) livestock on-farm demonstration plots were established across six operational areas.</p>

PROGRAMME DESCRIPTION	DEVELOPMENT DIMENSION OF POLICY FRAMEWORK	AMOUNT INVOLVED SUM GH¢	SOURCE OF FUNDING	DATE STARTED	EXPECTED DATE OF COMPLETION	EXPENDITURE TO DATE	OUTSTANDING BALANCE	IMPLEMENTATION STATUS (%)	TOTAL BENEFICIARIES	REMARKS
DEPARTMENT OF AGRICULTURE Cont'd										
16. AEAs & DAOs make group contacts, farm and home visits with info on good Agric. Practices	Economic Development	21,600.00	MAG/IG F	January 2021	December 2021	16,300.00	5,300.00	100%	4,380	Visits were made to 1,709 males and 2,671 females totaling 4,380 farmers to train, sensitize, introduce new technologies and improved crop varieties and inspect farmers' farms
17. Organize Farmers' Day Celebration	Economic Development	140,000.00	MA	3 rd December, 2021.	3 rd December, 2021.	140,000.00	0	100%	650	Municipal Farmers' Day was successfully held at Damang. Some of the collaborating agencies were: Anglogold Ashanti Iduaprem Limited, Tarkwa; Abosso Goldfields Limited, Damang Mine; Goldfields Ghana Limited, Tarkwa; A. E. L, Bogoso Opportunity International Bank, Bogoso; Amenfiman Rural Bank Limited, Wassa Akropong; and; Peestone, Bogoso.
18. Sensitize and vaccinate against Newcastle, PPR, Rabies and treat diseased animals	Economic Development	2,100.00	MAG	January 2021	December 2021	2,100.00	0	100%	30	Sensitized the populace through radio stations on the outbreak of Avian influenza, rabies vaccination of pets. Also, 13 females and 17 males totaling 30 farmers were sensitized on Newcastle, Rabies and Peste des Petit Ruminants (PPR) that are viral diseases. Diseased animals were vaccinated and treated against Newcastle, PPR, Rabies, I-2, Gumboro, Fowl pox and Marek's disease.
19. Sensitize communities on Agric dev't	Economic Development	6,899.00	MAG	January 2021	December 2021	5,600.00	1,299.00	100%	1,350	Community Information Centers and Local radio stations (Trinity FM 96.7 MHz -Bogoso and Best FM 90.5 MHz - Bogoso) to share information with farmers on the outbreak of Avian influenza, rabies vaccination of pets, Good Agricultural Practices, Child Labour and Covid - 19, HIV/AIDS and other related health diseases. Also, the AEAs visited 20 communities to sensitize farmers on Good Agricultural Practices.
20. Facilitate stakeholder meetings	Economic Development	0	MAG	Jan 2021	Dec 2021	0	0	100%		Three (3) Stakeholder meetings were held.
21. Research-Extension-Farmer Linkages Committees (RELCs)	Economic Development	5,550.00	GoG/MAG	30th July 2021	30th July 2021	5,550.00	0	100%	89	The Agriculture Department organized Municipal Level Research-Extension Linkage Committee (RELC) meeting at Bogoso. It was facilitated by a 3-member RELC Team from RADU-Sekondi. A total of 81 stakeholders participated. Areas of discussion include: livestock mortality, low crop yield, Fall armyworm attack, low technology adoption, inadequate extension services, and inadequate farm practices.

PROGRAMME DESCRIPTION	DEVELOPMENT DIMENSION OF POLICY FRAMEWORK	AMOUNT INVOLVED SUM GH¢	SOURCE OF FUNDING	DATE STARTED	EXPECTED DATE OF COMPLETION	EXPENDITURE TO DATE	OUTSTANDING BALANCE	IMPLEMENTATION STATUS (%)	TOTAL BENEFICIARIES	REMARKS
DEPARTMENT OF AGRICULTURE (Programmes executed but not captured in the AAP)										
1. Organize monthly management and review meeting with staff	Economic Development	10,365.00	MAG	January 2021	December 2021	10,365.00	0	100%	13	Staff meetings were held at Bogoso. Males =11, Females =2
2. Purchase utilities for use in the Agric. Department	Economic Development	2,300.00	MAG	January 2021	December 2021	2,300.00		100%		Utilities purchased for use in department
DEPARTMENT OF HEALTH										
22. Provide support for HIV/AIDS Control Program	Social Development	0	Global Fund	January 2021	December 2021	0	0	100%	873	1. HIV testing services were provided at entry points (units) at the health facilities and also in the communities on outreach basis to identify people living with HIV (PLWHIV). 2. There was a drop of positive cases by 61% between the first and second quarters of 2021 per the number of tests carried out. All positive cases identified were put on treatment at the various ART centers
23. Support to Malaria Control Program	Social Development	314,572	Global Fund	29 th April 2021	31 st October 2021	314,572	0	100%	65 health Staff 47,366 Household beneficiaries	1. Malaria Case Management Training organized for both private and public facilities on new update to manage malaria cases. 3. Point Mass Distribution - LLIN campaign Registration was carried out and 137,226 pieces of nets distributed across the municipality.
24. Organize Public Health Emergency and review meetings (COVID-19)	Social Development	48,109	World Bank	January 2021	December 2021	15379	-	100%	2052 persons of special groups (mass vaccination ongoing) 50 staff	1. Covid-19 surveillance activities and transportation of samples carried out. Samples sent to Public Health Reference lab. 2. COVID-19 Training for vaccinators and data entry officers and COVID-19 Micro planning for outreach activities carried out. 3. SORMAS Refresher Training, Data entry for Covid-19 suspected and Contacts Cases was organized. 4. COVID -19 Activity implementation meeting held with Heads of unit/department and in-charges of health facilities. 5. COVID -19 Vaccination Stakeholders Meeting held among various stakeholders in the municipality to sensitize the public on Covid -19 vaccine uptake 6. Vaccination of the entire municipal population ongoing.

PROGRAMME DESCRIPTION	DEVELOPMENT DIMENSION OF POLICY FRAMEWORK	AMOUNT INVOLVED SUM GH¢	SOURCE OF FUNDING	DATE STARTED	EXPECTED DATE OF COMPLETION	EXPENDITURE TO DATE	OUTSTANDING BALANCE	IMPLEMENTATION STATUS (%)	TOTAL BENEFICIARIES	REMARKS
DEPARTMENT OF HEALTH Cont'd										
25. Facilitate postings of health professionals	Social Development	0		Jan 2021	Dec 2022	0	0	100%	6	7. Postings of health professionals successfully carried.
26. Intensify public education on Malaria, TB, STIs, HIV/AIDS and Hepatitis, cholera, NTDs, diabetes, hypertension prevention	Social Development	0		Jan 2021	Dec 2022	0	0	100%		Intensify public education on Malaria and Cholera organized on Fm stations.
27. Organize Capacity Building Training for Health Officials	Social Development	25,456	IGF/Global Fund/World Bank	12 th July 2021	17 th September 2021	25,456	0	100%	110	1. Briefing and training of 22 New staff on filling of New Entrant form, service provision and quality of care. 2. Larval Source Management (LSM) Training for Spray Operatives (Zoomlion staff) and LSM implementation. 3. SORMAS Refresher Training, Data entry for Covid-19 suspected and Contacts Cases. 4. Non - Tropical Disease (NTD) training and distribution of Ivermectin Drug to 72,741 treated persons.
28. Organize two community durbars per quarter in each sub-district capitals	Social Development	0	IGF/	June 2021	October 2021	0	0	100%	211	Community durbars successfully organized.
29. Facilitate the organization of consultative meetings	Social Development	6,350.00	IGF	29 th July 2021	29 th July 2021	6,350.00	0	100%	-	Prestea Huni Valley 1st Half Year Performance Review. Performance of all Health Facilities in Municipality reviewed hence the need for improvement
DEPARTMENT OF SOCIAL WELFARE AND COMMUNITY DEVELOPMENT										
30. Provide support/tools to the Physically Challenged to expand existing businesses	Social Development	10,500	DACF-PWD	January 2021	December 2021	10,500	0	100%	61	<ul style="list-style-type: none"> The former Member of Parliament for the Constituency, Hon. Barbara Oteng Gyasi supported the PWDs with assistive devices comprising 20 wheel chairs, 20 crutches and 20 white canes. The assistive devices are aiding the 60 PWDs in their everyday activities. The 60 beneficiaries were made up of 47 males and 14 females. One male PWD was also supported to procure prosthesis.

PROGRAMME DESCRIPTION	DEVELOPMENT DIMENSION OF POLICY FRAMEWORK	AMOUNT INVOLVED SUM GH¢	SOURCE OF FUNDING	DATE STARTED	EXPECTED DATE OF COMPLETION	EXPENDITURE TO DATE	OUTSTANDING BALANCE	IMPLEMENTATION STATUS (%)	TOTAL BENEFICIARIES	REMARKS
DEPARTMENT OF SOCIAL WELFARE AND COMMUNITY DEVELOPMENT										
31.Support Livelihood Empowerment Against Poverty (LEAP) Programme)	Social Development	473,654	GoG	January 2021	December 2021	143,562	251,200	100%	1,057 households	<ul style="list-style-type: none"> • payment of 69th, 70th, 71st, 72nd, 73rd and 74th cycles under the Livelihood Empowerment Against Poverty (LEAP) Programme. • All the 52 communities were reached for payment. Currently, there are 1,057 households benefiting in the municipality. • The LEAP Management Secretariat (LMS) in collaboration with the National Health Insurance Scheme (NHIS) also registered as well as renewed the health insurance of vulnerable households. • The registration was done in 30 communities for 646 vulnerable persons comprising new registration of 351 and renewals of 295
32. Register persons with disability and carry out needs' assessments	Social development	0	DACF	January 2021	December 2021	0	0	100%	47	<ul style="list-style-type: none"> • The department registered 47 persons with various forms of disabilities in the municipal. The total comprised 29 males and 18 females. • This comprised 29 Physically challenge, 4 deaf and dumb, 10 visually impaired and those with multiple disabilities 5. • The department also undertook needs assessment of some 38 prospective beneficiaries of the DACF.
33. Sensitize opinion leaders, religious leaders, small scale miners and cocoa farmers on children rights, child trafficking and WFCL	Social Development	1000	UNICEF	January 2021	December 2021	1000	0	100%	60,000	<ul style="list-style-type: none"> • The department used the mass media channels to engaged listeners (small scale miners, cocoa farmers etc) on child protection and sexual or gender based violence. • Education and sensitization were carried out on Best Fm, Trinity Fm, Fact Fm, Oyeoman FM and the Community Information Centres (CICs). • In all, the mass education reached about 60,000 people in the municipality made up of approximately 30,000 males and 30,000 females.

PROGRAMME DESCRIPTION	DEVELOPMENT DIMENSION OF POLICY FRAMEWORK	AMOUNT INVOLVED SUM GH¢	SOURCE OF FUNDING	DATE STARTED	EXPECTED DATE OF COMPLETION	EXPENDITURE TO DATE	OUTSTANDING BALANCE	IMPLEMENTATION STATUS (%)	TOTAL BENEFICIARIES	REMARKS
DEPARTMENT OF SOCIAL WELFARE AND COMMUNITY DEVELOPMENT CONT'D										
34. Create public awareness on the rights of children	Social Development	5000	UNICEF	January 2021	December 2021	5000	0	100%	7046	<ul style="list-style-type: none"> The department in collaboration with the National Commission for Civic Education (NCCE) and the Ghana Education Service (GES) engaged 12 communities and 4 schools using the child protection toolkit. Major topics discussed were on gender-based violence (GBV), teenage pregnancy, child labour, child maintenance, child abuse, community action planning and child protection violations. Almost all the tools were used to engage participants during the engagement. The team reached 7,046 participants made up of 2,845 adults and 4,201 children. Of the adult population, 1,735 were males and 1,110 females and of the children population, 2,016 were boys and 2,185 were girls.
35. Withdraw and rehabilitate children involved in worst form of child labour/Children in need of Care and Protection	Social Development	0	MA	January 2021	December 2021	0	0	100%	4	Four children in need of care and protection, made up of 4 girls and 1 boy were reunited with their parents
37. Promote and assist gender-based activities	Social Development	1000 3500	UNICEF MA	January 2021	December 2021	4,500	0	100%	135	<ul style="list-style-type: none"> Six (6) Village Savings and Loans Associations in two communities were nurtured throughout the year. The groups have a membership of 135 made up of 126 women and 9 men. There were two groups at Petepom and four groups at Bondaye. The assembly released a room at the Guest House to be used as a shelter for vulnerable children. Four (4) children made up of three girls and one boy were housed in the facility. All the children have been reunited with their families and the department continue to provide assistance to them.

PROGRAMME DESCRIPTION	DEVELOPMENT DIMENSION OF POLICY FRAMEWORK	AMOUNT INVOLVED SUM GH¢	SOURCE OF FUNDING	DATE STARTED	EXPECTED DATE OF COMPLETION	EXPENDITURE TO DATE	OUTSTANDING BALANCE	IMPLEMENTATION STATUS (%)	TOTAL BENEFICIARIES	REMARKS
DEPARTMENT OF SOCIAL WELFARE AND COMMUNITY DEVELOPMENT CONT'D										
38. Carry out education on the rights of PWDs	Social Development	1,400	DACF-PWD	January 2021	December 2021	1,400	0	100%	215	<ul style="list-style-type: none"> Officers also, engaged PWDs and the general population on the rights of PWDs as enshrined in the Persons with Disability Act of 2006 (Act 717) at Fact FM and Best FM. The department also carried out sensitization in all the disability zones in the municipality on the rights of persons with disabilities. In all, the department was able to reach about 215 persons with disabilities made up of 125 males and 90 females. Officers from the department also took part in meetings organized by the executive of the persons with disabilities to educate them on their rights and responsibilities as well as the guidelines on the disbursement of the DACF. A radio programme on the World Disability Day was organized at Trinity FM
39. Facilitate social case work	Social Development	0	-	January 2021	December 2021	0	0	100%	162	<ul style="list-style-type: none"> The department in promoting child protection also receive and resolve child protection cases reported at the office. Social casework entails child maintenance, domestic violence, access, custody, reconciliation between families, and general advice among others. The department thus received 162 cases during the year as against 106 last year and this represents an increase of 52.8%. Out of the 162 cases received, 155 were resolved representing 95.68%. Child maintenance cases was the highest made up of 88, constituting about 54.32% and 94.3% (83 cases) were resolved by year end. Of maintenance cases reported, 19 were teenage pregnancy and the others related to child maintenance

PROGRAMME DESCRIPTION	DEVELOPMENT DIMENSION OF POLICY FRAMEWORK	AMOUNT INVOLVED SUM GH¢	SOURCE OF FUNDING	DATE STARTED	EXPECTED DATE OF COMPLETION	EXPENDITURE TO DATE	OUTSTANDING BALANCE	IMPLEMENTATION STATUS (%)	TOTAL BENEFICIARIES	REMARKS
40. Facilitate the implementation of the Ghana Employment and Social Protection Programme (productive inclusion)	Social Development	43,000	GESP Programme	January 2021	December 2021	43,000	0	100%	16	<ul style="list-style-type: none"> Education and sensitization conducted in the communities and with trade associations on the productive inclusion (PI). The Municipal PI Committee formed, inaugurated and sensitized on their roles. Applications received, vetted and 16 beneficiaries selected for the PI. The 16 includes 8 males and 8 females including 4 PWDs.
41. Organize hygiene education for Ghana School Feeding Programme Caterers	Social Development	0	-	January 2021	December 2021	0	0	100%	117	<ul style="list-style-type: none"> The desk officer and the zonal coordinator of the GSFP conducted monitoring visits to the schools and engaged caterers on issues relating to food handling and personal hygiene. The environmental health unit of the assembly annually also conduct health screening for all food handlers including the cook and caterers of the GSFP. About 37 caterers and 80 cooks mainly women
DEPARTMENT OF SOCIAL WELFARE AND COMMUNITY DEVELOPMENT(Programmes executed but not captured in the AAP)										
3. Organize World AIDS Day	Social Development	0	-	January 2021	December 2021	0	0	100%	400	<ul style="list-style-type: none"> The department and the MAC organized the 2021 WAD at Damang. There was sensitization at the radio stations, community levels and climax with free HIV/AIDS testing and counselling. About 400 people were tested.
DEPARTMENT OF ENVIRONMENTAL HEALTH										
42. Promote hygiene education programmes	Social Development	8,000.00	IGF	January 2021	December 2021	-	-	90.5%	134	<ul style="list-style-type: none"> 134 public education programmes were carried out on radio stations and in various communities and schools.
43. Public education and support organization of communal labour (National Sanitation Day)	Social Development	10,000.00	IGF	January 2021	December 2021	-	-	118.8%	57	<p>Community durbar was organized on proper waste disposal, provision of household toilet and noise pollution at Timtimhwe and Aboso on 17th February 2021 and 8th June 2021 respectively.</p> <ul style="list-style-type: none"> 57 clean-up exercises organized. Public participation was encouraging. Drains cleared and weedy sites cleared.

PROGRAMME DESCRIPTION	DEVELOPMENT DIMENSION OF POLICY FRAMEWORK	AMOUNT INVOLVED SUM GH¢	SOURCE OF FUNDING	DATE STARTED	EXPECTED DATE OF COMPLETION	EXPENDITURE TO DATE	OUTSTANDING BALANCE	IMPLEMENTATION STATUS (%)	TOTAL BENEFICIARIES	REMARKS
DEPARTMENT OF ENVIRONMENTAL HEALTH CONT'D										
44. Promote/assist 70 poor households to build latrines (CLTS)	Social Development	92,000.00	IGF/DAC F	January 2021	December 2021	-	-	100%	50	Fifty (50) of household supported to build latrines.
45. Waste Management Services – Maintenance of final disposal sites (Pushing, Spreading, Levelling, Compacting and Fumigation)	Social Development	550,000.00	IGF/DAC F	January 2021	December 2021	390,000.00	160,000.00	75%	4 communities	1. The exercise involved pushing, spreading, leveling and compacting of refuse at identified dump sites in Prestea, Bogoso, Aboso and Huni-Valley. 2. Disinfection and fumigation exercises carried out.
46. Evacuation of spillages at communal container sites/dumpsites	Social Development	120,000.00	IGF	January 2021	December 2021	-	-	100%	5 communities	Undertook evacuation of heaps of refuse at four (4) sites.
47. Promote door to door solid waste collection	Social Development	50,000.00	IGF	January 2021	December 2021	-	-	100%	Municipal wide	Individual service providers engaged in door-to-door solid waste collection.
48. Solid waste management services (Sanitation Improvement Package -SIP)	Social Development	287,500.00	DACF	January 2021	December 2021	-	-	67.90%	Municipal wide	28,967.86mt of solid waste collected and evacuated.
49. Update DESSAP Document (collection of data)	Social Development	8,000.00	DACF	January 2021	December 2021	-	-	100%		DESSAP document updated.
50. Screen of Food Vendors	Social Development	25,000.00	IGF	January 2021	December 2021	-	-	103.6%	4,204	Food/Drink handlers medically screened.
51. Organization of premises inspection/ food hygiene	Social Development	10,000.00	IGF	January 2021	December 2021	-	-	57.1%	4,022	A total of 6,163 inspections were carried out comprising 3,086 premises (Domiciliary), 431 stores, 16 health facilities, 18 hospitality facilities, 5 markets, 107 industries and 359 eating/drinking premises.
52. Community Durbar/Engagements	Social Development	-	IGF	January 2021	December 2021	-	-	100%		32 Community Durbars were successfully organized.
53. Larvae Source Management (LSM) Programme	Social Development	-	IGF	January 2021	December 2021	-	-	100%	181	181 sites mapped and treated.

PROGRAMME DESCRIPTION	DEVELOPMENT DIMENSION OF POLICY FRAMEWORK	AMOUNT INVOLVED SUM GH¢	SOURCE OF FUNDING	DATE STARTED	EXPECTED DATE OF COMPLETION	EXPENDITURE TO DATE	OUTSTANDING BALANCE	IMPLEMENTATION STATUS (%)	TOTAL BENEFICIARIES	REMARKS
DEPARTMENT OF ENVIRONMENTAL HEALTH (Programmes executed but not captured in the AAP)										
3.Control of Stray Animals	Social Development	-	IGF	January 2021	December 2021	-	-	32.5%	26	26 stray animals controlled.
4.Court Prosecution of Sanitary cases	Social Development	-	IGF	January 2021	December 2021	-	-	107.14%	75	75 people were persecuted of sanitary cases.
5. Cemetery Management	Social Development	-	IGF	January 2021	December 2021	-	-	129.17%	155	155 grave spaces permit issued for burial
6. Burial of unknown bodies (Paupers)	Social Development	8,500.00	IGF	January 2021	December 2021	-	-	50%	6	6 unknown bodies buried by EHOs.
EDUCATION DEPARTMENT										
54. Support to the annual BECE Mock Exams for Basic Schools	Social Development	41,000.00	GOG/IGF	1 st August, 2021	25 th September , 2021	41,000.00	0	100%	4577	1. Supervised and monitored 2021 mock and B.E.C.E examination 2. Captured continuous assessment score for BECE candidates 3. 4577 Candidates (Public & private) were registered for 2021 BECE
55. Provide scholarship to needy but brilliant students	Social Development	122,806.57	GoG/IGF/ Donor	January 2021	December 2021	122,806.57	0	100%	54	54 students were assisted financially in the year under review
56. Organisation of my first day at school	Social Development	3000	GOG	January 2021	December 2021	3000	0	100%	200 pupils	Successfully completed
57. Conduct supervision, monitoring and evaluation activities	Social Development	56,010	GOG	January 2021	December 2021	22,710	33,300	100%	170 schools	1. Monitoring visits were made to schools within the Municipal for the purpose of ensuring Covid-19 protocols were observed and PPEs were in use. 2. Visited schools to inspect teachers' lesson notes preparation and output of work. 3. Monitoring of mock exams BECE exams conducted for final year candidates. 4. Organized and supervised SPAM for School comprising 350 pupils & 100 teachers. 5. Monitored 87 public schools to monitor their activities. Monitored the National Standardized Test (4650 Basic 4 learners)

PROGRAMME DESCRIPTION	DEVELOPMENT DIMENSION OF POLICY FRAMEWORK	AMOUNT INVOLVED SUM GH¢	SOURCE OF FUNDING	DATE STARTED	EXPECTED DATE OF COMPLETION	EXPENDITURE TO DATE	OUTSTANDING BALANCE	IMPLEMENTATION STATUS (%)	TOTAL BENEFICIARIES	REMARKS
EDUCATION DEPARTMENT Cont'd										
58. Organize capacity building training workshops	Social Development	170,120	GOG/ GALOP	January 2021	December 2021	129,200	40,920	100%	774	1. Head teachers and ICT teachers trained on distribution of volume three materials. 2. Workshop for head teachers of public and private second cycle and basic schools on the annual schools' census 2021. 3. Staff meetings were organized to equip teachers with strategies to adopt to improve academic work in our schools 4. Organized a three-day workshop for creative art & culture teachers. Trained peer educators at the JHS level on Adolescent Sexual Reproductive Health and Development 5. Training workshop for girls in ICT where 10 students received laptop computers, 2 students were among the top 25 out of 100 participants at Sefwi Wiawso 6. Organized workshop for SISOs and Head teachers of GALOP schools. 89 head teachers and 178 SMC members & 11 SISOs were trained.
59. Organize reading festivals and "spelling B" and participate in STMIE Clinic	Social Development	34,590.00	GoG/IGF/Donor	January 2021	December 2021	17,000.00	17,590.00	100%	1,420 pupils	1. Phonics quiz competition for lower primary organized. Inter-school level competition completed 2. Inter-basic school Independence Day quiz competition was successfully organized.
60. Municipal stakeholder's engagement meeting	Social Development	5500	GOG	January 2021	March 2021	5500	0	100%	40	Successfully organized.
61. Organize school health education	Social Development	54,000	GFGL Damang Mine	April 2021	June 2021	1,500	52,500	100%	900	6. Collaboration with Gold Fields Gh. Ltd to plan and implement a project on adolescent sexual reproductive health.
EDUCATION DEPARTMENT CONT'D (Programmes executed but not captured in the AAP)										
7. Compensation data capturing (Nominal roll)	Social development	500	GOG	27 th August. 2021	30 th August. 2021	500	0	100%	1340 Workers	7. Successfully carried out.
8. Data collection from schools to GES headquarters	Social Development	0	GES	January 2021`	December 2021	0	0	10%	-	8. Successfully carried out.

PROGRAMME DESCRIPTION	DEVELOPMENT DIMENSION OF POLICY FRAMEWORK	AMOUNT INVOLVED SUM GH¢	SOURCE OF FUNDING	DATE STARTED	EXPECTED DATE OF COMPLETION	EXPENDITURE TO DATE	OUTSTANDING BALANCE	IMPLEMENTATION STATUS (%)	TOTAL BENEFICIARIES	REMARKS
EDUCATION DEPARTMENT CONT'D (Programmes executed but not captured in the AAP)										
9. Assessment of teachers for confirmation and internal promotion	Social Development	6200	GES	January 2021	March 2021	6200	0	100%	124	Successfully completed.
10. Distribution of cockcrow literature books	Social Development	500	GOG	13 th September 2021	13 th September 2021	500	0	100%	89 Public JHS	Successfully carried out.
11. Distribution of stationeries.	Social Development	2,600	GOG	October 2021	December 2021	2,600		100%	482	482 schools benefited.
12. Supervision of the world children prize (WCP) exercise	Social Development	2,000	GES	April, 2021	June, 2021	2000	1,000	100%	45 selected public schools	Successful and the school children participated fully.
13. Data entry of the annual school census into the ministry software	Social Development	500	GES	June, 2021	July, 2021	500	500	100%	All public and private schools	Successfully carried out.
PHYSICAL PLANNING DEPARTMENT										
62. Organize periodic development control monitoring exercise in the District	Environment, Infrastructure and Human Settlements Development	5,000.00	IGF	January 2021	December 2021	3,000.00	2,000.00	100%	Municipal Wide	Field visits were made together with works department, to ensure compliance with local plans and zoning regulations.
63. Conduct inspection on all applications received for permit process	Environment, Infrastructure and Human Settlements Development	5,000.00	IGF	January 2021	December 2021	3,000.00	2,000.00	100%	340	1. Inspections were carried out on 160 applications received. 2. Temporal structure permitting activity was carried out within Aboso, Samahu, Prestea, Himan, Bondaye. and its environs where where 803 permits were issued out to applicants.

PROGRAMME DESCRIPTION	DEVELOPMENT DIMENSION OF POLICY FRAMEWORK	AMOUNT INVOLVED SUM GH¢	SOURCE OF FUNDING	DATE STARTED	EXPECTED DATE OF COMPLETION	EXPENDITURE TO DATE	OUTSTANDING BALANCE	IMPLEMENTATION STATUS (%)	TOTAL BENEFICIARIES	REMARKS
PHYSICAL PLANNING DEPARTMENT Cont'd										
64. Organized quarterly Technical sub-committee/Statutory planning committee mtgs	Environment, Infrastructure and Human Settlements Development	12,000.00	IGF	January 2021	December 2021	9,000.00	3,000.00	100%	205	1. Five (5) Technical/Spatial Committee meetings were organized in the quarter under review. 2. Two Hundred and Five (205) applications received and submitted to Technical Committee/Spatial Committee meetings for review and approval.
65. Organize public education and sensitization programme on building permits procedures and regulations	Environment, Infrastructure and Human Settlements Development	6,000.00	IGF	January 2021	December 2021	2,500.00	3,500.00	100%	Municipal wide	3. Nine (9) Public Education programme was organized at Oyeeman, Trinity and Best FM, the palace of the Adansi at Aboso-Ndadieso on the following topics: Local Government (Act 925, Act 2016), permitting and unauthorized development.
66. Prepare new local plans for communities	Environment, Infrastructure and Human Settlements Development	35,600.00	MDF	January 2021	December 2021	25,000.00	5,000.00	100%	4 communities	1. Local Plan (layout) for Bogoso West Extension was prepared. New Ndadieso is being prepared. 2. Continuously engaged and consulted Traditional Authorities and Land Owners to ensure preparation of local plans before lands are leased out.
67. Fac. engagements with land related State Agencies	Environment, Infrastructure and Human Settlements Development	2,000.00	IGF	January 2021	December 2021	1,500.00	500.00	100%	Municipal wide	1. Number of Planning Comments and Zoning status correspondence between TCPD, Land Commission and EPA 2. Continuously offering assistance to prospective developers and organizations 3. Also, some individuals who lived flood-prone areas within Pemeso were relocated to a more appropriate site.
68. Continue with street naming and property addressing	Environment, Infrastructure and Human Settlements Development	100,000.00	MDF	January 2021	December 2021	50,000.00	50,000.00	50%	7 Communities	Street names for Awudua and Himan were presented to Spatial Planning Committee (SPC) for approval. Orthophotos of Damang, Huni-valley, Aboso, Awudua, Ehyireso and Beppoh were acquired. Digitization of orthophotos of Damang, Huni-Valley, Aboso, Awudua, Ehyireso and Beppoh have been completed
CENTRAL ADMINISTRATION										
69. Support MPCU activities	Governance, Corruption and Public Accountability	-	GoG/IGF	March 2021	December 2021	-	-	100%	23	The four quarterly MPCU meetings were held. Additionally, MPCU activities were supported

PROGRAMME DESCRIPTION	DEVELOPMENT DIMENSION OF POLICY FRAMEWORK	AMOUNT INVOLVED SUM GH¢	SOURCE OF FUNDING	DATE STARTED	EXPECTED DATE OF COMPLETION	EXPENDITURE TO DATE	OUTSTANDING BALANCE	IMPLEMENTATION STATUS (%)	TOTAL BENEFICIARIES	REMARKS
CENTRAL ADMINISTRATION Cont'd										
70. Organize Social Accountability Fora (Town Hall Meetings)	Governance, Corruption and Public Accountability	13,558.00	GoG/IGF	November 2021	November 2021	13,558.00	0	100%	135	A total of 135 persons comprising 100 males and 35 females participated in the engagement. Town hall meeting was held at Bogoso
71. Monitor revenue collection activities	Governance, Corruption and Public Accountability	-	GoG/IGF	January 2021	December 2021	-	-	100%	45	Collector's zone and rate payers were visited to track collection and compliance of the IGF
72. Operation and maintenance of official vehicles	Governance, Corruption and Public Accountability	-	DACF/IGF/MAG	January 2021	December 2021	-	-	100%	7	Office Pick-Ups were operated, serviced and maintained
73. Organ. Discuss. on annual Fee fixing res. and budget with the citizenry each year	Governance, Corruption and Public Accountability	-	GoG/IGF	14 July 2021	20 July 2021	-	-	100%		Annual Fee fixing res. and budget was discuss with the citizenry with 15% increment which was accepted by the citizenry.
74. Undertake M&E (including review meetings) and midterm evaluation	Governance, Corruption and Public Accountability	-	GoG/IGF	January 2021	December 2021	-	-	100%	Municipal wide	Four (4) Quarterly Monitoring and Evaluation of projects were undertaken to assess the status of all projects.
75. Undertake the preparation and implementation of composite budget	Governance, Corruption and Public Accountability	-	GoG/IGF	September 2021	October 2021	-	-	100%		2022 composite budget prepared
76. Support the activities of the MWST	Social Development	-	IGF/GOG	January 2021	December 2021	-	-	100%		Activities of MWST supported.
77. Support the activities of MUSEC	Governance, Corruption and Public Accountability	-	GoG	January 2021	December 2021	-	-	100%	17	10 MUSEC meetings were held and supported
78. Mounting of road signs	Economic Development	10,000.00	GOG	Feb 2021	March 2021	10,000.00	0	100%		Roads signs were mounted on Huni-Valley – Damang, and some sections of Bogoso – Aboso stretch.
79. Organize General Assembly meetings	Governance, Corruption and Public Accountability	64,140.00		January 2021	December 2021	64,140.00	0	100%	400	Three (3) meetings were held.
80. Organize Executive Committee Meetings	Governance, Corruption and Public Accountability	14,175.00		January 2021	December 2021	14,175.00	0	100%	90	Three (3) meetings were held.

PROGRAMME DESCRIPTION	DEVELOPMENT DIMENSION OF POLICY FRAMEWORK	AMOUNT INVOLVED SUM GH¢	SOURCE OF FUNDING	DATE STARTED	EXPECTED DATE OF COMPLETION	EXPENDITURE TO DATE	OUTSTANDING BALANCE	IMPLEMENTATION STATUS (%)	TOTAL BENEFICIARIES	REMARKS
CENTRAL ADMINISTRATION Cont'd										
81. Organize public education on Road Traffic Regulation	Governance, Corruption and Public Accountability	15000	IGF	Nov 2021	Nov 2021	0	0	100%	127	A total of 127 tricycle drivers were engaged on traffic regulations at Bogoso. Visits were made to FM stations, and local information centers within communities to sensitize and educate people on measures to reduce road accidents
82. Community Durbar/Engagement	Social Development	-	IGF	January 2021	December 2021	-	-	100%		4 quarterly Community Durbars were successfully organized (MCE).
CENTER FOR NATIONAL CULTURE										
82. Organise community theatres to address socio-cultural issue/problems	Social Development	-	CNC	January 2021	December 2021	-	-	100%	Municipal wide	Radio public education on LGBTQ+ and Ghanaian cultural values.
83. Promote the arts and create cultural awareness	Social Development	-	CNC	January 2021	December 2021	-	-	100%	3 communities	1. Interaction with selected divisional councils on festival at Bogoso and Huni-Valley. 2. Programme on Palace/Traditional formalities and “Adinkra” symbols were organized at Prestea.
NATIONAL YOUTH AUTHORITY										
84. Support youth employment programmes	Social Development	-	NYA	January 2021	December 2021	-	-	100%	168	1. 28 youths were trained in beads and soap making. Also, 20 hairdressers and beauticians were trained. 2. In collaboration with CAMFED, 34 youths were sensitized on available employment opportunities. 3. 86 youths were also trained on gaining the social license to operate in mining host communities.
HUMAN RESOURCE DEPARTMENT										
85. Organize capacity building training for revenue collector and staff	Governance, Corruption and Public Accountability	27,000.00	GoG/IGF	9 th March 2021	9 th March 2021	27,000.00	0	100%	106	One training was organized for revenue collector and staff comprising 89 males and 17 females.
DEPARTMENT OF STATISTICS										
86. Support for 2021 Census Activities	Governance, Corruption and Public Accountability	-	GoG/IGF	April 2021	June 2021	-	-	100%	Municipal wide	2021 Census Activities supported

PROGRAMME DESCRIPTION	DEVELOPMENT DIMENSION OF POLICY FRAMEWORK	AMOUNT INVOLVED SUM GH¢	SOURCE OF FUNDING	DATE STARTED	EXPECTED DATE OF COMPLETION	EXPENDITURE TO DATE	OUTSTANDING BALANCE	IMPLEMENTATION STATUS (%)	TOTAL BENEFICIARIES	REMARKS
DEPARTMENT OF STATISTICS Cont'd										
87. Update the central database for planning and budgeting in the municipality.	Governance, Corruption and Public Accountability	-	-	January 2021	December 2021	-	-	100%		The database consists of data from all the departments within the Assembly system. The update is ongoing.
DEPARTMENT OF STATISTICS (Not captured in the AAP)										
14. Support the Annual Board of Survey exercise carried out by IAU of PHMA.	Governance, Corruption and Public Accountability	-	-	January 2021	December 2021	-	-	100%		The department collaborated with the internal Audit Unit of the Assembly to conduct its annual Board of survey exercise on stock balances and financial balances for the year under review as well as assessing the condition of Assembly's assets.
NADMO										
88. Create disaster awareness/minimize its occurrence	Social Development	-	GOG	January 2021	December 2021	-	-	100%	Municipal wide	Visits were made to local information centers and radio stations in Aboso, Bogoso, Wassa Nkran, Achiase, Damang, Koduakrom, K.Gyasi and Prestea to carry out sensitization on Anti-bushfire, road accident and Corona Virus Campaigns.
89. Identify the risks areas	Social Development	-	GOG	January 2021	December 2021	-	-	100%	Municipal wide	Field assessment was carried out to identify the disaster risk areas. Follow up inspections was carried out to assess choked drainages, flood prone areas, refuse dump and public toilets. Inspection was carried out to obtain information on incidents reported by individuals.
90. Procure relief items to disaster victims	Social Development	-	GOG	October 2021	December 2021	-	-	100%		Items were brought from Regional office and distributed to disaster victims.
91. Dredging and Desilting of Drains	Social Development	-	GOG	January 2021	December 2021	-	-	100%	Municipal wide	Major drains were desilted.
FORESTRY SERVICE DEPARTMENT										
92. Compartment demarcation and enrichment planting	Environment, Infrastructure and Human Settlements Development	-	GOG	October 2021	December 2021	-	-	100%	3 communities	Trees tending exercise carried out in and around the Municipality as part of the Green Ghana Project. 110 trees planted at Bogoso, Huni-Valley and Damang ranged were fenced.
93.Modified Taungya System (Plantation)	Environment, Infrastructure and Human Settlements Development	52,520.00	GOG	March 2021	September 2021	-	52,520.00	100%	67	Job creation. Food Security environmental quality enhanced. 26.26ha plantation established in Ben West and Nkontoben Forest Reserves by Boakrom and Obengkrom communities.
94. Seed Orchard establishment and tending	Environment, Infrastructure and Human Settlements Development	-	GOG	October 2021	December 2021	-	-	100%		Seedling maintenance exercise carried out at Aboso. About 600 seedlings were beaten up at Aboso range. About 85% of the trees are doing well.

PROGRAMME DESCRIPTION	DEVELOPMENT DIMENSION OF POLICY FRAMEWORK	AMOUNT INVOLVED SUM GH¢	SOURCE OF FUNDING	DATE STARTED	EXPECTED DATE OF COMPLETION	EXPENDITURE TO DATE	OUTSTANDING BALANCE	IMPLEMENTATION STATUS (%)	TOTAL BENEFICIARIES	REMARKS
FORESTRY SERVICE DEPARTMENT										
95. Nursery establishment	Environment, Infrastructure and Human Settlements Development	-	GOG	April 2021	June 2021	-	-	100%	3 communities	A total of 12,148 seedlings were nursed at Bogoso, Insu-siding and Obengkrom. The species nursed comprised 288 Teak, and 11,860 Cedrella.
96. Organize tree planting exercise	Environment, Infrastructure and Human Settlements Development	-	GOG	11 th June 2021	11 th June 2021	-	-	100%	Municipal wide	Radio education at Trinity FM and community sensitization on Green Day Tree Planting exercise. Tree planting exercise organized at Petepom and Bogoso as part of Green Ghana Day.
97. Public Education and engagement on climate change/ Illegal Mining activities	Environment, Infrastructure and Human Settlements Development	-	GOG	11 th November 2021	11 th November 2021	-	-	100%	Municipal wide	Organized stakeholder engagement meeting with Forest fringe communities at Samahu, Huniso and Huni-Valley

2.2 Update of revenue sources

The details of the update of disbursement from funding sources are presented in table 2.3 and 2.4 below.

Table 2.3: Update of Funding by Sources

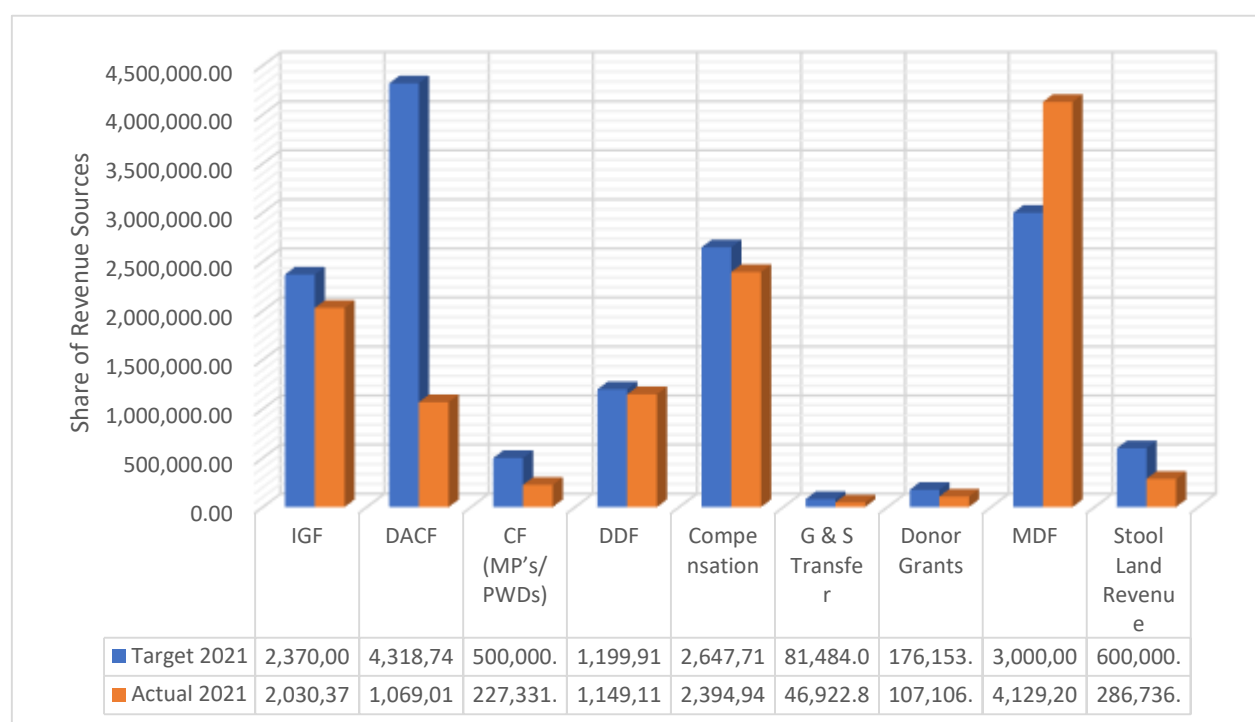
Expenditure Item	Baseline 2018	Target 2019	Actual 2019	Target 2020	Actual 2020	Target 2021	Actual 2021
IGF	1,839,295.00	1,826,000.00	1,437,878.24	1,757,520.00	1,481,596.72	2,370,000.00	2,030,375.41
DACF	3,705,480.00	3,610,841.00	1,820,096.22	4,113,093.35	2,559,356.2	4,318,747.00	1,069,019.98
CF (MP's/ PWDs)	420,000.00	230,000.00	339,407.68	205,654.67	461,412.27	500,000.00	227,331.80
PWDs CF	350,000.00	180,000.00	102,894.60	123,392.80	158,493.83		
SRWSP	25,597.50	0	0	0	0		
DDF	766,168.00	591,036.00	1,222,824.74	527,477.88	325,892.31	1,199,914	1,149,113.90
ASSETS TRANSFER	280,000.00	0	0	0	0		
COMPENSATION	1,574,248.78	1,684,193.54	1,225,949.64	2,294,630.95	,340,674.49	2,647,718.00	2,394,946.23
G & S TRANSFER	46,239.10	52,433.35	10,479.66	73,443.25	57,488.57	81,484.00	46,922.85
DONOR GRANTS	375,123.00	75,000.00	183,157.76	338,157.67	219,408.76	176,153.00	107,106.08
MDF	3,590,474.00	3,850,000.00	3,099,716.00	3,446,530.00	2,795,161.00	3,000,000.00	4,129,202.27
STOOL LAND REVENUE	327,442.00	380,000.00	640,426.00	1,450,000.00	1,483,247.00	600,000.00	286,736.00

SOURCE: Compiled by MPCU with data from Finance Department, 2021

NB: MPs CF represent the MEMBER OF PARLIAMENT Common Fund net transfers to the Assembly.

MP's SIP represents MEMBER OF PARLIAMENT Social Intervention Project

Fig. 2.3: Update of Funding by Sources



2.2.1 Comment on revenue sources

2.2.1.1 Revenue Performance

The Assembly's Revenue during the year under review was quite encouraging since the Covid-19 impact affected businesses badly. The revenue performance of the Assembly keenly looks at the revenues mobilized by its own efforts excluding transfers from other sources. In 2021, the Assembly Total Revised Budget from all funding sources stood at **GHC14,333,915.65** of which **GHC10,932,966.86 (76.27%)** was realized by 31st December, 2021.

For Stool Land Revised Revenue Estimate was GHC600,000.00. An actual of GHC286,736.00 was received, representing 47.78 percent. Also, Local IGF Revenue Estimate was GHC2,370,000.00 of which GHC2,030,375.41 was realized. Mineral Development Fund (MDF), Revised Revenue Estimate was GHC3,000,000.00 and an actual of GHC4,129,202.27 was received representing more than 100 percent of the budgeted.

In summary, Revised Internally Generated Funds (IGF) estimated for 2021 was GHC5,970,000.00, out of this, GHC6,446,313.68 representing 107.98 percent was realized in the year review.

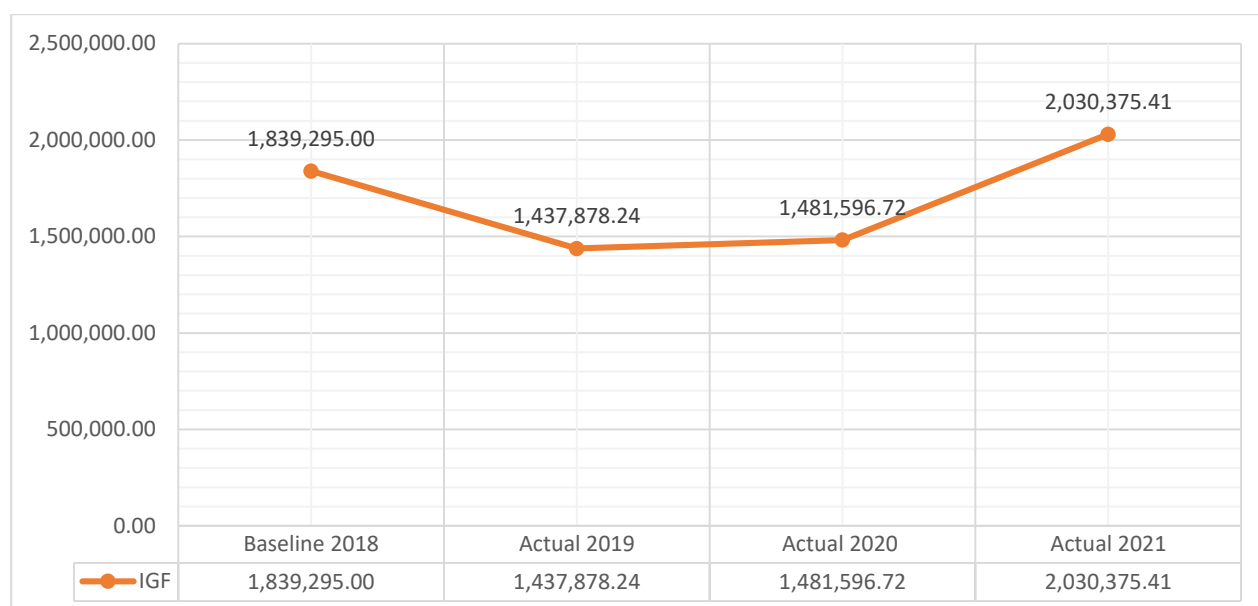
In the area of releases from central government (GoG) and other support funds, the Revised Budget was GHC7,675,850.57 and as at December 31st, 2021 the amount received was GHC6,122,726.46 (79.77%).

2.2.2 Effort to Improve IGF

The Assembly targeted itself with budget locally mobilized revenue of GH¢2,370,000.00 of which GH¢2,030,375.41 was realized as at 31st December, 2021. This represents approximately 86 percent of the budgeted estimate for the year under review. Also, local IGF of GH¢2,030,375.41 generated in 2021 is 63 percent more than the actual for 2020. It is worth mentioning that local IGF collected in the year under review is the highest the Assembly has been able to mobilize since 2018. The reasons for improvement in local IGF can be attributed to new revenue streams in the form of tricycle registration, new mining registrations, enforcement of temporal structure permits and massive sensitization on revenue mobilization. Other factors are prompt payment of commission to revenue collectors and the payment of bills through banks by some companies and individuals.

Figure 2.4 presents details on the year-on-year Internally Generated Funds generation of the Assembly.

Figure 2.4: Update on Internally Generated Funds Collected (2018-2021)



Source: Constructed with Data from Finance Office – MPCU, 2021.

Several measures have been put in place to improve IGF performance and notably among these are:

- Setting targets for revenue collectors.
- Regular taskforce on Revenue Recovery.
- Inclusion of NABCO Personnel in Property Rates distribution and collection.
- Liaising with community addressing Centers and Radio Stations to sensitize rate payers on Rate Payment.

- e) Early printing and distribution of bills using new property valuation figures.
- f) Regular Sensitization in the Urban /Zonal Councils on Building Permit, Sanitation and Temporal permit.
- g) Prosecution of Rate Defaulters.
- h) Meeting with Corporate Organizations & other identifiable groups.
- i) Publication of income & Expenditure on the Notice Board weekly/monthly.

2.2.3 Challenges with generation of funds.

- 1. Non Compliance.
- 2. Lack of logistics for Revenue generation.
- 3. Inadequate sensitization of the populace.
- 4. The release of DACF has been consistent but comes with so many deductions.
- 5. Poor roads conditions linking the Municipal capital to other communities.

2.3 Update on Disbursements

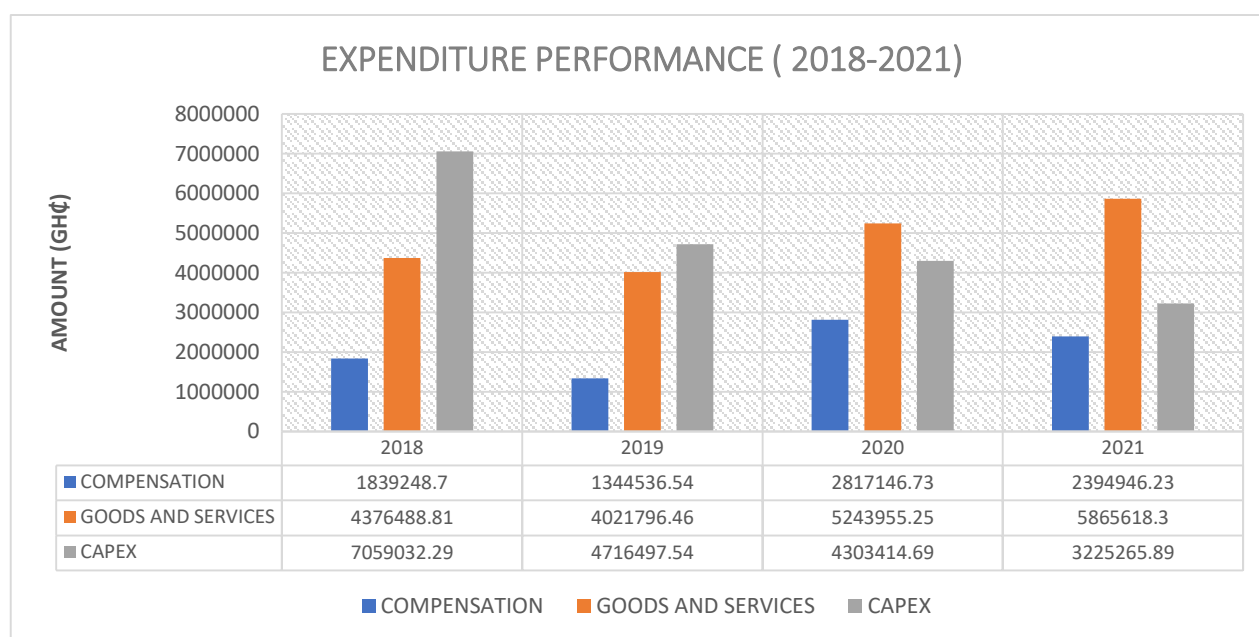
The Assembly's funds are disbursed in three (3) expenditures areas; Compensation, Goods and Services and Assets. The Total Revised Expenditure Estimate for 2021 fiscal year was GH¢14,341,415.65 with the actual expenditure as at 31st December, 2021 being GH¢11,485,812.42. The total disbursement represents **80.1% percent** of the budgeted expenditure of the year under review. The Goods and Services expenditure item which had a budgeted figure of GH¢5,147,555.98 had an actual expenditure of GH¢ 5,865,618.30 which is 13.9 percent more than the budgeted figure. The total of GH¢3,225,265.89 Capital expenditure item fell short of the budgeted figure of GH¢6,546,141.67 by approximately 51 percent. However, the actual Capital expenditure of GH¢3,225,265.89 recorded in 2021 was 49.3 percent more than the actual Capital Expenditure for 2020. Also, approximately 21 percent of the total expenditure in 2021 was disbursed on compensation. The details are presented on Table 2.4 and Figure 2.4 below.

Table 2.4: Update on Disbursement of Funds

Expenditure Item	Baseline 2018	Target 2019	Actual 2019	Target 2020	Actual 2020	Percentage achieved 2020	Target 2021	Actual 2021	Percentage achieved 2021
COMPENSATION	1,839,248.78	2,040,426.22	1,344,536.54	2,777,747.97	2,817,146.73	101.42	2,647,718.00	2,394,946.23	90.45%
GOODS AND SERVICES	4,376,488.81	4,810,350.92	4,021,796.46	5,821,508.62	5,243,955.25	90.08	5,147,555.98	5,865,618.30	113.95%
CAPEX	7,059,032.29	5,628,726.75	4,716,497.54	5,730,643.98	4,303,414.69	75.09	6,546,141.67	3,225,265.89	49.27%
TOTAL	13,274,769.88	12,479,503.89	10,082,830.54	14,329,900.57	12,364,516.67	86.28	14,341,415.65	11,485,812.42	80.09%

SOURCE: Compiled by MPCU with data from Finance Department - December, 2021

Fig. 2.5: Update on Disbursement of Funds



Source: Constructed with Data from Finance Office – MPCU, 2021.

3.3.1 Challenges with Regards to Disbursement

a) Adequacy of Funds

DACF disbursement is not adequate for the Assembly to undertake its development projects. This is because, the release of DACF comes with many deductions and statutory provisions making it impossible for the Assembly to meet its budgetary requirement.

b) Utilization of Funds in Accordance with the Budget

The Assembly tries as much as it could to work within the budgetary allocations. However, the directives from the Central Government sometimes put pressure on the Assembly to deviate from its budget.

2.4 Update on Indicators and Targets

2.4.1 The National 20 Core Indicators and Targets

The table 2.5 shows the indicators and their corresponding targets and achievements figures for 2019, 2020 and 2021 with 2018 as the base year. These have been categorised under the Development Dimensions of Agenda for Jobs.

2.4.2 Municipal Specific Indicators and Targets

The assessment of the progress of implementation of the 2021 Annual Action Plan and the MTDP of the Assembly based on the analysis of the indicator achievement as well as the progress made in the implementing programmes and projects outlined in the plan. Table 2.5 (b) provides update on the municipal specific indicators set based on the objectives of the MTDP.

Table 2.5 (a): Core Indicators and Targets

No.	Indicator (Categorised by Development Dimension of Agenda for Jobs)	Baseline (2018)	Target 2019	Actual 2019	Target 2020	Actual 2020	Target 2021	Actual 2021
	ECONOMIC DEVELOPMENT							
1.	Total output in agricultural production	1.92 Mt/Ha	3.7 Mt/Ha	3.98 Mt/Ha	3.7 Mt/Ha	3.1 Mt/Ha	3.7 Mt/Ha	3.4 Mt/Ha
	i. Maize.....	2.75 Mt/Ha	2.75 Mt/Ha	5.7 Mt/Ha	5.7 Mt/Ha	3.23Mt/Ha	2.90 Mt/Ha	2.01 Mt/Ha
	ii. Rice (milled).....	18.78 Mt/Ha	18.78 Mt/Ha	14.25 Mt/Ha	18.78 Mt/Ha	18.96 Mt/Ha	18.78 Mt/Ha	18.10 Mt/Ha
	iii. Cassava.....	6.75 Mt/Ha	NRD	8.85 Mt/Ha	NRD	12.54 Mt/Ha	5.46 Mt/Ha	5.20 Mt/Ha
	iv. Yam.....	8.10 Mt/Ha	NRD	8.1 Mt/Ha	NRD	9.48 Mt/Ha	5.0 Mt/Ha	4.60 Mt/Ha
	v. Cocoyam.....	10.50 Mt/Ha	14.10 Mt/Ha	12.36 Mt/Ha	14.10 Mt/Ha	11.27 Mt/Ha	14.10 Mt/Ha	11.50 Mt/Ha
	vi. Plantain.....	NRD	NRD	NRD	NRD	NRD	NRD	NRD
	vii. Cocoa.....	NRD	NRD	NRD	NRD	NRD	5.10 Mt/Ha	4.60 Mt/Ha
	viii. Oil palm.....	150	220	225	250	260	262	295
	ix. Cattle.....	2000	2500	2542	3000	2888	2888	3045
	x. Sheep.....	3000	3500	3703	4000	4455	5290	4172
	xi. Goat.....	1000	1000	1200	1500	1019	800	700
	xii. Pig.....	7,500 birds	8000birds	8,600birds	10000	11924	35,000birds	128,480birds
	xiii. Poultry.....							
2.	Percentage of arable land under cultivation	NRD	NRD	NRD	NRD	NRD	NRD	NRD
3.	Number of new industries established	NRD	1	0	2	0	NRD	NRD
	i. Agriculture,	NRD	1	0	1	0		
	ii. Industry,	NRD	0	0	1	0		
	iii. Service							
No.	Indicator (Categorised by Development Dimension of Agenda for Jobs)	Baseline (2018)	Target 2019	Actual 2019	Target 2020	Actual 2020	Target 2021	Actual 2021
4.	Number of new jobs created	NRD	NRD	NRD	1,500	1,172	2,600	2,511
	iv. Agriculture	28	NRD	10	NRD	35	NRD	35
	v. Industry							
	vi. Service	NRD	NRD	NRD	80	273		
	SOCIAL DEVELOPMENT							

5.	Net enrolment ratio i. Kindergarten ii. Primary iii. JHS	81.40%	77.40%	51%	77.20%	52%	70%	62%
		105.80%	102.80%	102.00%	105.60%	102 %	100%	101%
		58.60%	55.70%	55.80%	55.7%	56%	65%	62%
6.	Gender Parity Index i. Kindergarten ii. Primary iii. JHS iv. SHS	0.99	0.99	1	1	1	1	1
		1.02	1.01	1.01	1	1	1	1
		0.97	0.97	0.97	1	1	1	1
		1.02	1.06	0.98	1	1	1	1
7.	Completion rate i. Kindergarten ii. Primary iii. JHS iv. SHS	NRD	NRD	NRD	NRD	NRD	NRD	NRD
		Male 89.0 Female 86.7	Male 88.9 Female 86.9	Male 88.9 Female 87.2	Male 90.0 Female 90.1	Male 90.5 Female 90.1	Male 95.0 Female 96.0	Male 92.0 Female 93.0
		Male 69.1 Female 63.1	Male 69.0 Female 61.5	Male 68.9 Female 59.5	Male 70.2 Female 60.5	Male 72.5 Female 65.2	Male 80.0 Female 75.0	Male 78.0 Female 73.0
		Male 8.4 Female 10.6	Male 8.2 Female 10.3	Male 8.0 Female 10.1	Male 10.2 Female 12.2	Male 15.3 Female 15.2	Male 40.0 Female 25.0	Male 35.0 Female 23.0
8.	Number of operational health facilities i. CHP Compound ii. Clinic iii. Health Centre iv. Hospital	13	0	15	0	17	17	17
		7	0	8	0	8	8	8
		9	0	9	0	9	9	9
		2	0	2	0	2	3	2
No.	Indicator (Categorised by Development Dimension of Agenda for Jobs)	Baseline (2018)	Target 2019	Actual 2019	Target 2020	Actual 2020	Target 2021	Actual 2021
9.	Proportion of population with valid NHIS card i. Total (by sex) Male Female ii. Indigents iii. Informal	39448	60471	52,763	56405	3135	NRD	54,627
		56673	60118	64,514	77545	3907	NRD	59,580
		301	744	338	262	193	NRD	1,513
		37185	38526	49789	55004	3101	NRD	51,791

	iv. Aged	2435	2670	3051	3181	175	NRD	2,917
	v. Under 18years	46994	45542	52662	54995	2790	NRD	49,460
	vi. pregnant women	4223	74022	4147	11805	313	NRD	2,892
10.	Number of births and deaths registered	Female 2548 Male 2757	Female 3398 Male 3162	Female 2129 Male 2234	Female 3,320 Male 3,300	Female 2921 Male 2927	Female 3,350 Male 3,400	Female 3,340 Male 3,088
	i. Birth (sex)							
	ii. Death (sex, age group)	Female 115 Male 160	Female 267 Male 333	Female 264 Male 296	Female 200 Male 300	Female 56 Male 104	Female 150 Male 200	Female 117 Male 161
11.	Percent of population with sustainable access to safe drinking water sources¹	81.20%	85.0%	82.0%	90.6%	84.2%	90.6%	84.3%
	i. District	86.7%	90.0%	86.7%	100%	98.2%	100%	99.3%
	ii. Urban							
	iii. Rural	75.7%	80.0%	75.7%	81.20%	70.2%	81.2%	73.8%
12.	Proportion of population with access to improved sanitation services	30.2	45	44.49	48	44.4	48.84	49.04
	i. District	65	60	48.98	62.5	69.4	61.38	65.46
	ii. Urban							
	iii. Rural	32.5	45	34.02	37.5	28.92	35.58	32.28
13.	Maternal mortality ratio (Institutional)	54per100,000 live births	137 per100,000 live births	50 per100,000 live births	137per100,000 live births	50 per100,000 live births	128per100,000 live births	94 per100,000 live births
No.	Indicator (Categorised by Development Dimension of Agenda for Jobs)	Baseline (2018)	Target 2019	Actual 2019	Target 2020	Actual 2020	Target 2021	Actual 2021
14.	Malaria case fatality (Institutional)	Male 0.83% Female 0.45%	0 0	Male 0.34% Female 0	0 0	0 0	Male 0.015/1000 Female 0.015/1000	0 0
	i. Sex							
	ii. Age group	Under 5yrs 0.65% Above 5yrs 0	0 0	0.17% 0.40%	0 0	0 0	Under 5yrs 0.015/1000 Above 5yrs 0.015/1000	0 0

¹ The percentage for safe water includes water for drinking such as piped systems and boreholes.

4.	No. of skills training organized	6	0	12	0	5	0	5
5.	No. of SMEs equipped with skills	50	0	121	0	135	0	375
6.	% increase in livestock and poultry production	1.5%	1.5%	2.6%	6.5%	15.3%	57.5%	+100%
7.	No of Agric. extension officers trained and resourced	NRD	15	8	15	7	15	4
8.	% of farmers with access to extension services	NRD	NRD	37.7%	70.7%	38.1%	70.7%	18.2%
9.	% increase in tonnage of staple crop produced	18.9%	13.2%	9.90%	13.2%	1.78%	NRD	NRD
SOCIAL DEVELOPMENT								
10.	No. of trained teachers	1,235	1,235	1,036	NRD	NRD	NRD	1334
11.	No. of untrained teachers	964	964	94	NRD	NRD	NRD	825
12.	% increase in potable water coverage	71.20%	78.0%	81.9%	90.6%	84.1%	90.6%	84.3%
ENVIRONMENT, INFRASTRUCTURE AND HUMAN SETTLEMENTS DEVELOPMENT								
13.	% increase in no. of communities with improved property address system	3	50%	20%	50%	30%	50%	35%
14.	Percentage decrease in disaster cases in the district	NRD	NRD	NRD	-46.15%	-76.92%	1.3%	-50%
GOVERNANCE, CORRUPTION AND PUBLIC ACCOUNTABILITY								
15.	No. of trained revenue collectors	NRD	28	26	45	44	45	44
16.	Percentage increase in IGF	10%	25%	14.25%	-3.46%	3.04%	34.85%	37.04%

SOURCE: MPCU – December, 2021

NOTE: NRD: No Reliable Data

2.4.3 Analysis of 20 Core and Municipal Specific Indicators

The significant performance of the Municipality in achieving some indicator targets have been analyzed under the four development dimensions of the National Medium-Term Development Policy Framework “*Agenda for Jobs*” below:

a) Economic Development

i. Total Output in Agricultural Production, Agricultural Extension Service Delivery

In the year under review, most of the staple crop production for 2021 fell short of their targets. Although Farmers continued to express their satisfaction with the PFJ initiative in the municipality, unfortunately many farmers could not access PFJ seeds and fertilizers due partly to challenges posed by Covid -19 pandemic on the side of the manufacturers and suppliers. However, maize yield recorded was 3.44Mt/Ha under the PFJ as compared with 3.1 Mt/Ha recorded in 2020 as can be seen in table 2.5. This consequently contributed to the achievement of the Assembly’s objective of *promoting seed and planting materials*.

In the area of access to improved Agriculture Technology and extension services, the municipality had 4 permanent AEAs in 2021 as compared with approximately 114,436 farmer population in the Municipality. Therefore, Extension to Farmer ratio was 1 AEA: 28,609 farmers instead of the standard 1: 500. The situation indicates that higher number of farmers in the Municipality could not get access to agricultural extension service delivery contributing to low performance of the District in achieving its objective of *increasing access to extension services*.

b) Social Development

i. Education

In line with achieving the objective to *Enhance inclusive and equitable access to, and participation in education at all levels*, the municipality in the year under review made provision for the construction of classroom blocks particularly at the Kindergarten level.

This reflected in the net enrolment ratio of 62 percent achieved at the Kindergarten level as compared with the net enrolment of 52 percent recorded in 2019/2020 academic year. At the JHS level, the municipality saw an increase in the net enrolment ratio of 56 percent recorded in 2019/2020 academic year to 62 percent recorded in 2020/2021 academic year. However, the primary level recorded a net enrolment ratio of 101 percent which was slightly below the 102 percent performance in the 2019/2020 academic year.

In terms of Gender Parity Index which measures the relative access to education of males and females, the Municipality enrolment for 2020/2021 academic showed a record of gender parity index of 1

across all levels of basic education and Senior High Education. This was no different from the ratio achieved in the 2019/2020 academic year. The completion rate achieved in 2020/2021 academic year was higher for males as compared to females at both JHS and SHS level. However, the completion rate at the primary level was higher for females than for males as indicated in table 2.5.

ii. Health

In the area of operational health facilities, the number of health facilities operational in the municipality is no different from that of 2020. However, the municipality cut sod for the construction of 1no. CHPS compound in 2021 which is expected to be completed in 2022. Additionally, there is Government of Ghana funded Polyclinic under construction in the municipality which is far advanced completion. The completion and operationalization of these facilities will augment the health infrastructure needs of the municipality which will subsequently contribute to the objective of *Ensuring sustainable, equitable and easily accessible healthcare services*. At the end of 2021, the NHIS enrolment stood at a total of 114,207 registrants comprising 54,627 males and 59,580 females. The maternal mortality ratio of 94/ 100000 LB recorded in 2021 is higher compared to that of 2019 and 2020 which was 50/100000 LB. On the other hand, no malaria case fatality has been recorded since 2019.

iii. Water and Sanitation

The municipality saw an improvement in the area of potable water service delivery which was geared towards the achievement of the objective of *Improving access and coverage to equitable, and affordable potable water in rural and urban communities*. The percentage of people with access to potable drinking water grew from 83 percent in 2020 to 84.1 percent in 2021. This increment could be attributed to the repair of broken down boreholes for a number of communities in the Municipality.

In the year under review, a total of Four Hundred and Eighty-Nine (489) new applications for new water service connections were received by the three outlets of Ghana Water Company Limited within the Municipality namely Prestea, Bogoso and Aboso. Three Hundred and Ninety-Two applications were processed and served. The highest application received in the year under consideration is 75 in the month of March as indicated in the table below.

New Water Service Connection (2021)

Month	No. of Applications Received	No. of Applications Processed
January	63	39
February	59	48
March	75	62

April	47	47
May	53	33
June	49	39
July	40	31
August	61	27
September	16	21
October	12	11
November	11	17
December	3	17
Total	489	392

With regards to access to improved Sanitation Services, the percentage of people with access to improved sanitation services was 49.04 (District), 65.46 (Urban) and 32.28 (Rural) in 2021. These figures which are higher than that of 2020 were as result of the promotion of construction of household latrines and other aspects of environmental sanitation, including integrated solid waste and wastewater management which has contributed to the achievement of the Assembly's objective to *Improve access to sanitation.*

c) Environment, Infrastructure and Human Settlement

i. Road Network in Good Condition.

The percentage of road network in good condition in the Municipality was 75.05 percent in 2021 which is a significant increase compared to 2020. The percentage of urban road network in good condition was 80.5percent whereas the percentage of feeder roads in condition was 65.05 percent. The Assembly is liaising with the Mineral Development Fund secretariat to procure a grader to improve the poor road conditions in parts of the municipality in line with achieving its development objective to *Create and sustain an efficient and effective transport system that meets user needs.*

ii. Improved Electricity Coverage.

A large percentage of the municipality have electricity connectivity. The percentage of electricity coverage at the rural areas of the municipality is 73.5 percent. Urban and District areas have percentage of electricity coverage of 90 percent and 100 percent respectively. However, there is still some communities in the municipality without electricity connectivity.

In the year under review, a total of 1,500 meter applications were received. Out of the 1,500 applications received, 1,337 have been served whereas the remaining 163 are pending as indicated in the table below. This year's figure is higher compared to last year's figure of applications received and served. This can be attributed to the erection of structures and buildings around new settlement areas in the municipality.

Furthermore, extension works carried out include the construction of a new line from Chujon to Dumasi, Kuranti No.1 to Gari factory, Upgrading of transformers, an extension of LV line and others.

Customer Applications received and served (2021)

Month	Applications Received	Application Processed and Served
January	47	32
February	91	97
March	42	37
April	83	123
May	193	158
June	140	180
July	123	78
August	185	164
September	166	65
October	206	193
November	138	126
December	86	84
Total	1500	1337

iii. Improved Property Address System

In line with achieving the objective to *promote a sustainable, spatially integrated, balanced and orderly development of human settlements*, the municipality continued its street naming and property address system in the year under consideration. Street names for two (2) communities were presented to Spatial Planning Committee (SPC) of the Assembly for approval. Also, Orthophotos of six (6) communities were acquired and digitized. This consequently resulted in the percentage increase in the number of communities with improved property address system from 30 percent in 2020 to 35 percent in 2021

2.5 Update of Critical Development and Poverty Issues

The critical development and poverty reduction interventions being implemented or benefited from by the Municipality as at December 2021 includes; the Ghana School Feeding Programme (GSFP), the Livelihood Empowerment against Poverty (LEAP), Modernizing Agriculture in Ghana (MAG), Free Senior High School, the National Youth Employment Programme, among others. These programmes and projects have been presented in table 2.6.

Table 2. 6: Update On Critical Development and Poverty Issues 2021

Critical Development and Poverty Issues	Allocation GH¢	Actual receipt GH¢	No. of beneficiaries	
			Targets	Actual
Ghana School Feeding Programme	NRD	NRD	14817	14817
Capitation Grants	207,290	207,290	44868	46,769
National Health Insurance Scheme	NRD	NRD	NRD	114,207
Livelihood Empowerment Against Poverty (LEAP) programme	473,654.00	473,654.00	1057	1057
National Youth Employment Program (NYEP)	NRD	NRD	0	34
One District-One Factory Programme	NRD	NRD	NRD	NRD
One Village-One Dam Programme	NRD	NRD	NRD	NRD
Planting for Food and Jobs Programme	15,323.00	15,323.00	2208	2181
Free SHS Programme	NRD	NRD	4,132	4,132
National Entrepreneurship and Innovation Plan (NEIP)	NRD	NRD	NRD	NRD
NABCO	NRD	NRD	0	245
Fall Army Worm	0	0	350	283

Source: PHMA-MPCU with Data from Departments, 2021.

NRD: NON-RELIABLE DATA

a) Ghana School Feeding Programme

The Ghana School Feeding Programme (GSFP) was implemented with 41 schools in the Prestea Huni-Valley Municipality benefitting within the year under review. Additional 3 schools were included in the programme this year resulting in an increase in the number of beneficiary schools from 38 in 2020 to 41 schools in 2021. The number of beneficiary pupils in the period under review was 13,037 comprising 6,552 males and 6,485 females. There is no reliable data on the amount allocated and actual receipts for the implementation of the programme. *Appendix 2* provides the details of beneficiary schools under GSFP in Prestea Huni-Valley Municipal Assembly and their enrolment.

b) Capitation Grant

The Education Directorate of Prestea Huni-Valley Municipal received a Capitation Grant of GHs 207,290.00 in the 2020/2021 Academic year while an amount of GHs104,349.42 was received for the 2019/2020 academic year. This represents 99 percent increase in amount received comparatively. Moreover, a total number of 46,769 pupils benefitted from the programme in the year under review which represents a 4.2 percent increase as against the total beneficiaries of 44,868 for the previous year.

c) National Health Insurance Authority (NHIA)

The people of PHMA have been benefitting from the NHIA program since its inception, no municipal specific data could be provided by the office because the PHMA still has it data with Tarkwa Nsuaem Municipal Assembly Office of the Health Insurance Scheme. Both municipalities were together as the then Wassa West District Assembly in which the Scheme was registered. Records indicated that a total number of 114,207 comprising 54,627 males and 59,580 females had been registered as active members of the scheme as of the year ending 2021. Some of the categories of the registrants were, Indigents (1,513), informal (51,791) and Aged (2,917). This active registered number was a bit lower than what was registered the previous year.

d) Livelihood Empowerment Against Poverty (LEAP) Programme

The department of Social Welfare and Community Development facilitated the payment of 69th, 70th, 71st, 72nd, 73rd and 74th cycles under the Livelihood Empowerment Against Poverty (LEAP) Programme. All the 52 communities comprising 1,057 households currently benefiting from the intervention were reached for payment. One Hundred and Forty-Three Thousand, Five Hundred and Sixty-Two Ghana Cedis (GHc143,562.00) was disbursed.

However, those households who could not cash out during the payment cycles have the option to go to the bank directly since the cash is already loaded in their ezwich cards.

The major challenge encountered was the PFI (Fiaseman Rural Bank Limited) failure to follow the payment schedule as agreed and this affected payments.

Table 2.7: LEAP Payment schedules

No.	Cycle	Actual Receipt	Amount Paid	Remainder	Number of households
1	69 th and 70 th	158,166.00	58,264.00	99,902.00	1,057
2	71 st and 72 nd	157,744.00	34,666.00	44,206.00	1,057
3	73 rd and 74 th	157,744.00	50,632.00	107,092.00	1,057
Total		473,654.00	143,562.00	251,200.00	1,057

Source: PHMA-SWCD, 2021.

e) National Youth Employment Programme (NYEP)

The Agency under the period of review is operating with two modules namely; Community Protection Assistance (CPA) and School Support Programme. The total number of youths engaged in the two modules have reduced from Forty-Four (44) in 2020 to Thirty-Four (34) youths in 2021. The details are indicated in table 2.8.

Table 2.8: NYEP Modules

No.	Module	Target	No. Engaged	Male	Female
1	Community Protection Assistance (CPA)	0	26	15	11
2	School Support Programme	0	8	6	2
	Total	0	34	21	13

Source: Municipal NYEP Office, 2021.

f) Free Senior High School (SHS) Policy

Free SHS Programme is one of the flagships programmes of the Government. It is currently being implemented in the Municipality. Available data from the three (3) Senior High Schools i.e. St. Augustine, Bogoso, Huni-Valley SHS and Prestea Senior High Technical School showed that the expected enrolment of 4,132 students was the actual enrolment.

This is made up of 1,841 males representing and 2,291 being females. This is approximately 19.5% increase over last year's total enrolment of 3,459 students.

Table 2.9: Free SHS Beneficiary Enrolment

Academic Year	Enrolment			Percentage Increase
	Girls	Boys	Total	
2018/2019	1,708	2,291	3,084	-
2019/2020	1,810	1,649	3,459	12.2%
2020/2021	2,291	1,841	4,132	19.5%

Source: Municipal GES Directorate, 2021.

g) Modernizing Agriculture in Ghana (MAG)

The Executive Committee in-charge of Modernization of Agriculture in Ghana (MAG) approved GH¢86,513.68 for the implementation of 35 activities in the Prestea Huni - Valley Municipal in 2021. However, due to the urgent need to train oil palm growing farmers in the Municipality and the need to improve upon the knowledge of staff on how to practically establish demonstration/ yield plots, the budget was reviewed in the mid-year. The said review facilitated the training of farmers on oil palm best management practices for 110 farmers while knowledge of Agric. Staff was enhanced on practical establishment of demonstration and yield plots.

The said trainings were highly gender sensitive and beneficiary farmers were very much appreciative. Ten (10) on-farm maize demonstration plots were established, there was maintenance of official vehicle and 6 motorbikes as well as the purchase of utilities among others. Such arrangements facilitated the achievement of good results in the Municipality.

h) Fall Armyworm Control Programme

There was prevalence Fall Armyworm in every part of the Municipality but could not have significant impact on crop growth and yield. The attacks were reported by farmers exactly two weeks after germination of seeds. Fortunately, farmers were sensitized prior to the start of the season on the identification of Fall Armyworm, symptom and the use of cultural and chemical methods to control the worm. The Department quickly upon complaints received requested for chemicals from the Regional PPRSD. Chemicals that were sent were with a matter of urgency distributed them to the farmers for spray. Farmers were advised to preferably spray the chemicals either early morning or late evening for it to be very potent. Sum total of 283 farmers (178 males and 104 females) from 43

communities received 30 Kg (300 Sachets) of Bypel, 192 liters of Adepa and 24 liters of Eradicot organic chemicals to spray 326.425 Ha of maize farm and vegetable farms in 38 communities.

Five community information centers and radio were used to do refresher sensitization on Fall Armyworm identification and management approaches. Table 2.11 shows the number of farmers affected in 2021.

Table 2.10: Fall Army worm situation

District	Total farmland affected (Ha)		Total Area Sprayed (Ha)		Total Area Recovered (Ha)		Total Area Destroyed (Ha)		Number of farmers affected ²			
	2020	2021	2020	2021	2020	2021	2020	2021	2020		2021	
									M	F	M	F
PHMA	225	340.8	225	340.8	225	326.4	225	11.45	155	104	178	103

Source: PHMA-Department of Agriculture, 2021.

i) One-District-One-Factory (1D1F)

The PHMA was selected to benefit from the 1D1F Flagship Program to process Oil Palm and Charcoal Bar. The promoter of the business is Sisili Canada and has been working closely with the Municipal Assembly through the 1D1F Committee. The project site has been acquired at Fantefokrom-Petepom and construction of the 1D1F Youth ENABLE oil palm processing factory is completed. However, electricity connection and procurement of machines are outstanding.

j) National Entrepreneurship and Innovation Plan (NEIP)

There is no available data on the above program in the municipality.

k) Planting for Food and Job (PFJ)

Under ‘Planting for Food and Jobs (PFJ)’ Programme, the number of farmers who registered with the District Center of Agriculture Commerce and Technology (DCACT) for Government subsidized farm inputs totaled 2,208 (1,379 males and 1,340 female). The Municipality received 20 bags (900Kg) of seed maize and distributed all to 127 farmers (males 79 and 48 females). Additionally, 2160 liters of organic liquid fertilizer was received and was patronized by 238 farmers (males 168 and female 70). Although Farmers continued to express their satisfaction with the PFJ initiative in the Municipality, unfortunately many farmers could not access PFJ seeds and fertilizers due partly to challenges posed by Covid -19 pandemic on the side of the manufacturers and suppliers.

Sensitization continued so as to keep the farmers' interest in the program for the ensuing year. In spite of the above, maize yield recorded was 3.44 metric tons per hectare under the PFJ as compared with 1.6 metric tons per hectare of local seed maize on farmers' plots.

The Municipality recorded 1332.8 metric tons of maize production for both PFJ (1100.80 Mt/ha) and Non-PFJ (232 Mt/ha) by December 2021 and many of the farmers expressed satisfaction.

I) Planting for Export and Rural Development (PERD)

Under the 'Planting for Export and Rural Development (PERD)' programme, the Agriculture Department distributed 64,260 free oil palm seedlings to 405 farmers (257 Males and 148 females); thus, 74% of Registrants from 39 communities. Similarly, 5,000 stumps of Para rubber were received and distributed to seven (7) male farmers from seven different communities in collaboration with Tree Crops Development Authority (TCDA)

2.6.1 Implication of Interventions towards the Sustainable Development Goals (SDGs) Achievement.

a) Interventions Under Education Sector

1. Free Senior High School (SHS) Policy

The above intervention is enabling the Municipality to achieve the SDG 4, thus, "ensure inclusive and equitable quality education and promote lifelong learning opportunities for all" and goal 5 "Achieve gender equality and empower all women and girls".

Since the implementation of free SHS policy in the Municipality, the number of students who enters the three SHS in the Municipality has risen significantly as compared to previous academic years. Also, the number of school dropout as well as financial burdens of parents has reduced. The policy will in turn help all youth achieve literacy and numeracy. Also, the Free SHS has given equal opportunity for girls to be enrolled in the three secondary schools in the Municipality.

2. Provision of classroom blocks, Furniture, Uniforms and other basic needs

In line with achieving the sustainable development SDG 4, "ensure inclusive and equitable quality education and promote lifelong learning opportunities for all", the Municipality has provided a number of classroom blocks, and other materials such as nose mask, hand sanitizer, thermometer gun, and veronica bucket among others to schools. This has helped in ensuring a safe, inclusive and effective learning environment for pupil in the Municipality.

Table 2.11: Types of Exercise Books/ other Materials Supplied

S/N	Item	Quantity
1	Jolly phonics books 2	39087 pieces
2	New curriculum Textbooks	13450 pieces
3	H School uniform AND SANITIZER	695 pieces
4	WAEC past questions	1500 copies

Source: Municipal GES Directorate, 2021

b) Livelihood Empowerment Against Poverty (LEAP) Programme

The LEAP programme is helping in eradicating the extreme poverty of over 1,057 poor households who are on less than \$1.25 a day in the Municipality. The programme is aimed at achieving the SDG 1 and 2 to “end poverty in all its forms everywhere” and “end hunger, achieve food security and improved nutrition and promote sustainable agriculture”, in particular the poor and people in vulnerable situations, including infants, to safe, nutritious and sufficient food all.

c) Interventions Under Economic Sector

1. Planting for Food and Job (PFJ)

‘Planting for Food and Jobs’ Programme (PFJP) which was designed to improve the yield and production of staple food and improve national food security reflects SDGs 2 and 8, “End hunger, achieve food security and improved nutrition and promote sustainable agriculture” and ‘Promote sustained, inclusive and sustainable economic growth, full and productive employment and decent work for all’.

In the year under review, the number of farmers who responded and patronized the subsidized fertilizers, seed rice and seed maize contributed to poverty reduction (SDG1) and job creation (SDG8). There is also an export element in planting for food and jobs thus, to raise and distribute oil palm and cocoa seedlings to strengthen the raw material base to facilitate the One-District-One Factory agenda as well as create decent jobs for the people.

d. Intervention under Health Sector

This intervention is enabling the Municipality achieve the SDG3 target of “Ensuring healthy lives and promoting well-being for all at all ages”. Available data shows that, the overall child mortality rate in the municipality has reduced. The provision of CHPS Compounds, furnishing of some health facilities as well as the provision of nurses’ quarters has helped in achieving a municipal wide health coverage, including access to quality essential health-care services and retaining the health workforce.

e. Intervention under Water and Sanitation

Community-led total sanitation (CLTS) is an approach which has been intensified by Prestea Huni-Valley Municipal Assembly to engage the communities in the Municipality in recognizing areas where open defecation occurs and taking necessary actions in partnership with stakeholders to ensure that the communities become totally free of open defecation. Households embraced the construction of their own latrines and other aspects of environmental sanitation, including integrated solid waste and wastewater management which is in line with SDG6 target to achieve access to adequate and equitable sanitation and hygiene for all and end open defecation.

Communities were sensitized on environmental cleanliness and importance of household toilet latrine and a total of 15 refuse storage containers were distributed as part of the measures to improve environmental sanitation.

In the year under review, the Assembly constructed additional boreholes, Iron and Manganese Removal Plants and repaired broken down boreholes for a number of communities in the Municipality to improve the access to potable drinking water which seek to progress towards the realization of SDG 6 of ensuring availability and sustainable management of water and sanitation for all. This has helped in improving water and sanitation in the Municipality.

2.6 Evaluation Conducted, Findings and Recommendations

The Environmental Assessment Regulations 1999, Legislative Instrument 1652 (Regulation 30 (1) - Definitions) require all undertakings including plans and programmes which are likely to have significant environmental impacts to be subject to environmental assessment in their planning and execution. This is intended to ensure that environmental issues are considered at par with social-economic issues at the early stages of plan preparation and implementation. In compliance with this provision, all projects and programmes in the 2021 Annual Action Plan were subjected to Strategic Environmental Assessment (SEA) Tools Analysis to ensure that they adequately mainstream the concept of sustainability and thereby respond to the need for balancing socio – economic development with the requirements for conserving and enhancing the environment on which all lives depend.

Besides, an Environmental Impact Assessment was carried out by Environmental Protection Agency (EPA) for EPA permit on projects awarded in 2021.

Again, under DACF Responsive Factor Grant (RFG) all the DPAT projects were screened using the environmental safeguard format. The outputs were submitted to Ministry of Local Government and Rural Development and DACF Secretariat.

The Assembly could not undertake Participatory Monitoring and Evaluation (PM&E) in the year under review. However, community representatives, traditions authorities, CSOs and other stakeholders were engaged in monitoring and evaluation activities conducted.

CHAPTER THREE - THE WAY FORWARD

3.0 Introduction

Subsequent to the preparation of the 2021 Annual Progress Report on the implementation of the DMTDP, some issues were identified, and recommendations were made towards the strengthening the implementation capacity of the Municipal Assembly.

This chapter thus reviews the key recommendations that have been addressed and those yet to be addressed. The chapter also presents recommendations made towards the improvement of monitoring and evaluation of programmes and projects in the Municipality

3.1 Key Issues Addressed and Those Yet to be addressed

3.1.1 Issues Addressed

The CHPS Compound project at Beppo-Ehyireso has been completed and in use. The facility is providing health care to the beneficiary communities.

3.1.2 Issues yet to be addressed

The GETFUND projects which have been abandoned for many years thereby not serving their intended purposes still remain unresolved.

3.2 Recommendation

The monitoring and inspection exercises conducted by the Municipal Planning and Coordinating Unit and the Municipal Works Department respectively, revealed a number of challenges with the implementation of some of the physical projects in the Municipality. These challenges included the delay in the execution of projects by some contractors among others.

The following recommendations are however made to ensure full implementation of development policies, programmes and projects in the MTDP;

- ❖ There should be continuous education on COVID-19 to curb the spread.
- ❖ The timely release of funds to enable the Assembly complete all planned programmes and projects.
- ❖ Communities should be encouraged to do community initiated projects as a way of providing development projects to address their needs. This in a long run reduce project cost burden on the Assembly.
- ❖ The Assembly need to acquire Motor Grader to continuously maintain the bad roads linking the Municipal Capital in the Municipality.

3.3 Conclusion

The timely Monitoring and Evaluation of the activities carried out in the municipality has to a large extent improved the execution of development programmes to the beneficiary communities and ultimately improve service delivery. Besides, involvement of key stakeholders in the monitoring has increased communities' responsibilities towards government projects. Furthermore, the lessons learnt would be factored in the subsequent project execution in the municipality.

APPENDICES

Appendix 1: Update On Evaluation Conducted

No.	Name of the Evaluation	Programme/ Project involved	Resource persons involved	Methodology used	Findings	Recommendations
1.	Environmental Impact Assessment	Construction of 1no. CHPS Compound, 2-Units, 1bedroom staff quarters, mechanised borehole and furniture at Yawkrom	Planning Unit/ EPA	<ul style="list-style-type: none"> ▫ Project Screening ▫ Impact Assessment ▫ Impact Management/ Recommendations ▫ Licensing 	<ul style="list-style-type: none"> ▫ The project had met all the environmental safeguard requirements ▫ The project had met all the social safeguard requirements 	The project should be Licenced by the EPA.
2.	Environmental Impact Assessment	Construction of 1No. 3-Unit Classroom Block, Library, Staff common room, Headmasters office and storeroom with furniture for RC lower primary at Bogoso	Planning Unit/ EPA	<ul style="list-style-type: none"> ▫ Project Screening ▫ Impact Assessment ▫ Impact Management/ Recommendations ▫ Licensing 	<ul style="list-style-type: none"> ▫ The project had met all the environmental safeguard requirements ▫ The project had met all the social safeguard requirements 	The project should be Licenced by the EPA.
3.	Environmental Impact Assessment	Construction Of 1No. 2-Storey 20-Unit Retail Shops For Huni-Valley New Market	Planning Unit/ EPA	<ul style="list-style-type: none"> ▫ Project Screening ▫ Impact Assessment ▫ Impact Management/ Recommendations ▫ Licensing 	<ul style="list-style-type: none"> ▫ The project had met all the environmental safeguard requirements ▫ The project had met all the social safeguard requirements 	The project should be Licenced by the EPA.
4.	Environmental Impact Assessment	Construction Of 1No. 2-Unit K.G Block, Storeroom ,Kitchenette, 4-Seater Toilet With Mechanized Borehole, Staff Common Room, Washroom, Headmaster's Office With Furniture.	Planning Unit/ EPA	<ul style="list-style-type: none"> ▫ Project Screening ▫ Impact Assessment ▫ Impact Management/ Recommendations ▫ Licensing 	<ul style="list-style-type: none"> ▫ The project had met all the environmental safeguard requirements ▫ The project had met all the social safeguard requirements 	The project should be Licenced by the EPA.

Appendix 2: List of Beneficiary Schools under GSFP in PHMA and their Enrolment.

S/N	SCHOOL	BOYS	GIRLS	BOYS	GIRLS
1.	ABEKAKROM M/A KG/PRIMARY	22	15	51	30
2.	ABOSO BREMAN M/A KG/PRIMARY	42	50	98	100
3.	ABOSO BRIGADE CAMP D/A PRIMARY	29	36	54	39
4.	ABOSO EBU-KOFI/BEKYERE M/A PRIMARY	25	25	23	33
5.	ABOSO GYETUAH ISLAMIC PRIMARY	54	41	162	171
6.	ABOSO METHODIST KG/PRIMARY	43	54	200	234
7.	ABOSO NSUAEM M/A KG/PRIMARY	34	39	101	88
8.	ACHIASE M/A BASIC SCHOOL	55	64	91	97
9.	ADADEKROM M/A BASIC SCHOOL	29	40	56	48
10.	AFAMASI/AKOTOM M/A BASIC SCHOOL	89	54	176	170
11.	ATWEREBOANDA CATHOLIC KG/PRIMARY SCHOOL	59	66	175	176
12.	AWUDUA CATHOLIC BASIC	48	54	143	164
13.	AWUDUA METHODIST KG/PRIMARY SCHOOL	50	40	152	178
14.	BEPOASE M/A BASIC SCHOOL	46	39	97	90
15.	BOAKROM M/A BASIC SCHOOL	33	40	62	50
16.	BOBKROM M/A KG/PRIMARY	16	14	21	35
17.	BOMPIESO M/A KG/PRIMARY	86	79	221	194
18.	BONDAYE M/A KG/PRIMARY	68	75	122	157
19.	BONSASO ESIKUMA M/A BASIC SCHOOL	76	74	235	204
20.	DAMANG ROMAN CATHOLIC BASIC SCHOOL	81	71	184	181
21.	DWABENG M/A BASIC SCHOOL	32	36	111	111
22.	GORDON M/A BASIC SCHOOL	57	51	116	82
23.	HIMAN M/A BASIC SCHOOL	80	77	213	191
24.	HIMAN METHODIST KG/PRIMARY	83	65	255	293
25.	HUNI VALLEY METHODIST KG/PRIMARY	56	59	233	203
26.	HUNI VALLEY ST. MATTHEW ANGLICAN BASIC	45	42	102	109
27.	HUNI-VALLEY M/A BASIC SCHOOL	57	45	158	147
28.	KOFIGYAN CHRISTIAN PREPARATORY NUR./BASIC SCHOOL	13	15	57	62
29.	KYEKEYEWERE A.M.E ZION BASIC SCHOOL	19	24	44	35
30.	LARBI-KROM M/A PRIMARY	27	22	46	30
31.	MBEASE NSUTA D/A BASIC SCHOOL	58	51	98	113
32.	MFANTEKROM M/A BASIC SCHOOL	43	50	70	68
33.	NKARAN-DADIESO M/A BASIC SCHOOL	24	26	53	48
34.	OBENGKROM M/A BASIC	24	30	66	66
35.	PETEPOM M/A BASIC SCHOOL	46	35	166	123
36.	PIESO CATHOLIC KG/PRIMARY	78	70	146	168
37.	PRESTEAM M/A KG/PRIMARY	44	44	163	191
38.	SUBRI M/A BASIC SCHOOL	25	31	60	81
39.	SUBRI NKWANTA M/A BASIC SCHOOL	37	48	51	67
40.	TARKWA BREMANG M/A BASIC SCHOOL	0	0	18	9
41.	TUMANTU M/A KG/PRIMARY	16	11	53	47
	TOTAL	1849	1802	4703	4683

Source: Municipal GES Directorate, 2021.

Appendix 3: List of Stakeholders

No.	Name	Designation/Institution/Community
1.	Hon. Isaac Dasmani PhD	MCE
2.	Emmanuel Gyan	MCD
3.	Raymond Serwoh	MEHO
4.	George Kojo Scott	MHoW
5.	Isaac Opoku	GHS
6.	Abdul Fatawu Issah	GES
7.	Francis Adamu	Teacher, Bepoase
8.	Ismael Fynn	Teacher, PRESTEC
9.	Benjamin Amoah	Site Foreman – PRESTEC Project
10.	Baidoo Joseph Sey	Headmaster (Bompieso K.G)
11.	Rita Stephanie Abiwu	Acting MPO
12.	Thomas Ohene Dwira Asare	MFO
13.	Samuel Benyarkoh	AIA
14.	Nana Kwabena Amponsah IV	Paramount Chief, Huni-Valley
15.	Stephen Kwabena Dankwa	MBA
16.	Anastathus Kwakye	Damang, Elder
17.	Ebenezer Kakeh	Site Foreman – Gyimakrom Bridge
18.	Evans Aboah	Bogoso Zonal Council Chairman
19.	Samuel Akuoko	Site foreman, Huni-Valley Stores
20.	Abraham Ayepah	Assembly Member, Boilerside
21.	Francis Abeiku Yankey	Contractor – Ehyireso-Beppo CHPS
22.	Norbert Affrey	Admin, Prestea Gov't Hospital
23.	Winford Oppong	Assembly Member, Obengkrom
24.	Cecilia A. Thompson	Head Mistress (Damang)
25.	Charles Fynn CARR	MD, Sun City
26.	Seth Owusu Bedaiko	MD Unick Development Ltd.
27.	Castro Boakye-Ba Asare	MD, McCastro Company Ltd
28.	Joseph Bentil	Power Soft Company Ltd.
29.	Nana Bawuah	Atwereboanda Chief
30.	Nana yaw Krah	Dwabeng (Tufuhene)

